

---

# **plone.restapi Documentation**

*Release 1.0a1*

**Plone Foundation**

**Sep 12, 2019**



---

## Contents

---

<b>1</b>	<b>Contents</b>	<b>1</b>
<b>2</b>	<b>Introduction</b>	<b>217</b>
<b>3</b>	<b>Documentation</b>	<b>219</b>
<b>4</b>	<b>Getting started</b>	<b>221</b>
<b>5</b>	<b>Installation</b>	<b>223</b>
<b>6</b>	<b>Contribute</b>	<b>225</b>
<b>7</b>	<b>Examples</b>	<b>227</b>
<b>8</b>	<b>Support</b>	<b>229</b>
<b>9</b>	<b>License</b>	<b>231</b>
	<b>Index</b>	<b>233</b>



## 1.1 Introduction

### API Browser Quick Guide

**It can make your life easier if you use some kind of API browser application to explore the API when diving into this documentation.**

- We recommend to use the free [Postman](#) browser plugin.
- For easy onboarding take a look at **our** [Explore the API using Postman Quick-Guide](#).

A hypermedia API provides an entry point to the API, which contains hyperlinks the clients can follow. Just like a human user of a regular website, who knows the initial URL of a website and then follows hyperlinks to navigate through the site. This has the advantage that the client only needs to understand how to detect and follow links. The URLs (apart from the initial entry point) and other details of the API can change without breaking the client.

The entry point to the Plone RESTful API is the portal root. The client can ask for a *REST* API response by setting the 'Accept' HTTP header to 'application/json':

```
GET /plone HTTP/1.1
Accept: application/json
Authorization: Basic YWRtaW46c2VjcmV0
```

curl

```
curl -i http://nohost/plone -H 'Accept: application/json' --user admin:secret
```

httpie

```
http http://nohost/plone Accept:application/json -a admin:secret
```

python-requests

```
requests.get('http://nohost/plone', headers={
    'Accept': 'application/json',
}, auth=('admin', 'secret'))
```

This uses so-called ‘content negotiation’

### 1.1.1 Content Negotiation

Content negotiation is a mechanism defined in the [HTTP specification](#) that makes it possible to serve different versions of a document (or more generally, a resource representation) at the same URI, so that user agents can specify which version fit their capabilities the best.

The user agent (or the REST consumer) can ask for a specific representation by providing an Accept HTTP header that lists acceptable media types (e.g. JSON):

```
GET /
Accept: application/json
```

The server is then able to supply the version of the resource that best fits the user agent’s needs. This is reflected in the Content-Type header:

```
HTTP 200 OK
Content-Type: application/json

{
  'data': ...
}
```

The server will then respond with the portal root in the JSON format:

```
HTTP/1.1 200 OK
Content-Type: application/json

{
  "@components": {
    "actions": {
      "@id": "http://localhost:55001/plone/@actions"
    },
    "breadcrumbs": {
      "@id": "http://localhost:55001/plone/@breadcrumbs"
    },
    "navigation": {
      "@id": "http://localhost:55001/plone/@navigation"
    }
  },
  "@id": "http://localhost:55001/plone",
  "@type": "Plone Site",
  "description": "",
  "id": "plone",
  "is_folderish": true,
  "items": [
    {
      "@id": "http://localhost:55001/plone/front-page",
      "@type": "Document",
      "description": "Congratulations! You have successfully installed Plone.",
```

(continues on next page)

(continued from previous page)

```

    "review_state": "private",
    "title": "Welcome to Plone"
  }
],
"items_total": 1,
"parent": {},
"tiles": {},
"tiles_layout": {},
"title": "Plone site"
}

```

@id is a unique identifier for resources (IRIs). The @id property can be used to navigate through the web API by following the links.

@type sets the data type of a node or typed value

items is a list that contains all objects within that resource.

A client application can “follow” the links (by calling the @id property) to other resources. This allows to build a loosely coupled client that does not break if some of the URLs change, only the entry point of the entire API (in our case the portal root) needs to be known in advance.

Another example, this time showing a request and response for a document. Click on the buttons below to show the different syntaxes for the request. [http](#)

```

GET /plone/front-page HTTP/1.1
Accept: application/json
Authorization: Basic YWRtaW46c2VjcmV0

```

curl

```

curl -i http://nohost/plone/front-page -H 'Accept: application/json' --user_
↪admin:secret

```

httpie

```

http http://nohost/plone/front-page Accept:application/json -a admin:secret

```

python-requests

```

requests.get('http://nohost/plone/front-page', headers={
    'Accept': 'application/json',
}, auth=('admin', 'secret'))

```

```

HTTP/1.1 200 OK
Content-Type: application/json

{
  "@components": {
    "actions": {
      "@id": "http://localhost:55001/plone/front-page/@actions"
    },
    "breadcrumbs": {
      "@id": "http://localhost:55001/plone/front-page/@breadcrumbs"
    },
    "navigation": {
      "@id": "http://localhost:55001/plone/front-page/@navigation"
    }
  }
}

```

(continues on next page)

```

    },
    "types": {
      "@id": "http://localhost:55001/plone/front-page/@types"
    },
    "workflow": {
      "@id": "http://localhost:55001/plone/front-page/@workflow"
    }
  },
  "@id": "http://localhost:55001/plone/front-page",
  "@type": "Document",
  "UID": "SomeUUID000000000000000000000001",
  "allow_discussion": false,
  "changeNote": "",
  "contributors": [],
  "created": "2016-01-21T01:14:48+00:00",
  "creators": [
    "test_user_1_"
  ],
  "description": "Congratulations! You have successfully installed Plone.",
  "effective": null,
  "exclude_from_nav": false,
  "expires": null,
  "id": "front-page",
  "is_folderish": false,
  "language": "",
  "layout": "document_view",
  "modified": "2016-01-21T01:24:11+00:00",
  "parent": {
    "@id": "http://localhost:55001/plone",
    "@type": "Plone Site",
    "description": "",
    "title": "Plone site"
  },
  "relatedItems": [],
  "review_state": "private",
  "rights": "",
  "subjects": [],
  "table_of_contents": null,
  "text": {
    "content-type": "text/plain",
    "data": "<p>If you're seeing this instead of the web site you were expecting,
↳ the owner of this web site has just installed Plone. Do not contact the Plone Team
↳ or the Plone mailing lists about this.</p>",
    "encoding": "utf-8"
  },
  "title": "Welcome to Plone",
  "version": "current",
  "versioning_enabled": true
}

```

And so on, see

## 1.1.2 Plone Content

How to get all standard Plone content representations. The syntax is given in various tools, click on ‘curl’, ‘http-request’ or ‘python-requests’ to see examples.



---

**Note:** For folderish types, collections or search results, the results will be **batched** if the size of the resultset exceeds the batch size. See *Batching* for more details on how to work with batched results.

---

### Plone Portal Root:

http

```
GET /plone HTTP/1.1
Accept: application/json
Authorization: Basic YWRtaW46c2VjcmV0
```

curl

```
curl -i http://nohost/plone -H 'Accept: application/json' --user admin:secret
```

httpie

```
http http://nohost/plone Accept:application/json -a admin:secret
```

python-requests

```
requests.get('http://nohost/plone', headers={
    'Accept': 'application/json',
}, auth=('admin', 'secret'))
```

```
HTTP/1.1 200 OK
Content-Type: application/json

{
  "@components": {
    "actions": {
      "@id": "http://localhost:55001/plone/@actions"
    },
    "breadcrumbs": {
      "@id": "http://localhost:55001/plone/@breadcrumbs"
    },
    "navigation": {
      "@id": "http://localhost:55001/plone/@navigation"
    }
  },
  "@id": "http://localhost:55001/plone",
  "@type": "Plone Site",
  "description": "",
  "id": "plone",
  "is_folderish": true,
  "items": [
    {
      "@id": "http://localhost:55001/plone/front-page",
      "@type": "Document",
      "description": "Congratulations! You have successfully installed Plone.
↪",
      "review_state": "private",
      "title": "Welcome to Plone"
    }
  ]
}
```

(continues on next page)

(continued from previous page)

```

],
"items_total": 1,
"parent": {},
"tiles": {},
"tiles_layout": {},
"title": "Plone site"
}

```

**Plone Folder:**

http

```

GET /plone/folder HTTP/1.1
Accept: application/json
Authorization: Basic YWRtaW46c2VjcmV0

```

curl

```

curl -i http://nohost/plone/folder -H 'Accept: application/json' --user_
↪admin:secret

```

httpie

```

http http://nohost/plone/folder Accept:application/json -a admin:secret

```

python-requests

```

requests.get('http://nohost/plone/folder', headers={
    'Accept': 'application/json',
}, auth=('admin', 'secret'))

```

```

HTTP/1.1 200 OK
Content-Type: application/json

{
  "@components": {
    "actions": {
      "@id": "http://localhost:55001/plone/folder/@actions"
    },
    "breadcrumbs": {
      "@id": "http://localhost:55001/plone/folder/@breadcrumbs"
    },
    "navigation": {
      "@id": "http://localhost:55001/plone/folder/@navigation"
    },
    "types": {
      "@id": "http://localhost:55001/plone/folder/@types"
    },
    "workflow": {
      "@id": "http://localhost:55001/plone/folder/@workflow"
    }
  },
  "@id": "http://localhost:55001/plone/folder",
  "@type": "Folder",
  "UID": "SomeUUID000000000000000000000002",

```

(continues on next page)

(continued from previous page)

```

"allow_discussion": false,
"contributors": [],
"created": "2016-01-21T07:14:48+00:00",
"creators": [
  "test_user_1_"
],
"description": "This is a folder with two documents",
"effective": null,
"exclude_from_nav": false,
"expires": null,
"id": "folder",
"is_folderish": true,
"items": [
  {
    "@id": "http://localhost:55001/plone/folder/doc1",
    "@type": "Document",
    "description": "",
    "review_state": "private",
    "title": "A document within a folder"
  },
  {
    "@id": "http://localhost:55001/plone/folder/doc2",
    "@type": "Document",
    "description": "",
    "review_state": "private",
    "title": "A document within a folder"
  }
],
"items_total": 2,
"language": "",
"layout": "listing_view",
"modified": "2016-01-21T07:24:11+00:00",
"nextPreviousEnabled": false,
"parent": {
  "@id": "http://localhost:55001/plone",
  "@type": "Plone Site",
  "description": "",
  "title": "Plone site"
},
"relatedItems": [],
"review_state": "private",
"rights": "",
"subjects": [],
"title": "My Folder",
"version": "current"
}

```

**Plone Document:**

http

```

GET /plone/front-page HTTP/1.1
Accept: application/json
Authorization: Basic YWRtaW46c2VjcmV0

```

curl

```
curl -i http://nohost/plone/front-page -H 'Accept: application/json' --user_↵
↵admin:secret
```

#### httplib

```
http http://nohost/plone/front-page Accept:application/json -a admin:secret
```

#### python-requests

```
requests.get('http://nohost/plone/front-page', headers={
    'Accept': 'application/json',
}, auth=('admin', 'secret'))
```

```
HTTP/1.1 200 OK
Content-Type: application/json

{
  "@components": {
    "actions": {
      "@id": "http://localhost:55001/plone/front-page/@actions"
    },
    "breadcrumbs": {
      "@id": "http://localhost:55001/plone/front-page/@breadcrumbs"
    },
    "navigation": {
      "@id": "http://localhost:55001/plone/front-page/@navigation"
    },
    "types": {
      "@id": "http://localhost:55001/plone/front-page/@types"
    },
    "workflow": {
      "@id": "http://localhost:55001/plone/front-page/@workflow"
    }
  },
  "@id": "http://localhost:55001/plone/front-page",
  "@type": "Document",
  "UID": "SomeUUID00000000000000000000000000000001",
  "allow_discussion": false,
  "changeNote": "",
  "contributors": [],
  "created": "2016-01-21T01:14:48+00:00",
  "creators": [
    "test_user_1_"
  ],
  "description": "Congratulations! You have successfully installed Plone.",
  "effective": null,
  "exclude_from_nav": false,
  "expires": null,
  "id": "front-page",
  "is_folderish": false,
  "language": "",
  "layout": "document_view",
  "modified": "2016-01-21T01:24:11+00:00",
  "parent": {
    "@id": "http://localhost:55001/plone",
    "@type": "Plone Site",
    "description": "",

```

(continues on next page)

(continued from previous page)

```

    "title": "Plone site"
  },
  "relatedItems": [],
  "review_state": "private",
  "rights": "",
  "subjects": [],
  "table_of_contents": null,
  "text": {
    "content-type": "text/plain",
    "data": "<p>If you're seeing this instead of the web site you were
↪expecting, the owner of this web site has just installed Plone. Do not
↪contact the Plone Team or the Plone mailing lists about this.</p>",
    "encoding": "utf-8"
  },
  "title": "Welcome to Plone",
  "version": "current",
  "versioning_enabled": true
}

```

**News Item:**

**Note:** Here we show `uuid1` as an example uid for all image scales because this documentation is autogenerated by the tests. When running in a real application, these `uuid1` values will be exchanged by proper `uuid4` values.

**http**

```

GET /plone/newsitem HTTP/1.1
Accept: application/json
Authorization: Basic YWRtaW46c2VjcmV0

```

**curl**

```

curl -i http://nohost/plone/newsitem -H 'Accept: application/json' --user_
↪admin:secret

```

**httplib**

```

http http://nohost/plone/newsitem Accept:application/json -a admin:secret

```

**python-requests**

```

requests.get('http://nohost/plone/newsitem', headers={
    'Accept': 'application/json',
}, auth=('admin', 'secret'))

```

```

HTTP/1.1 200 OK
Content-Type: application/json

{
  "@components": {
    "actions": {
      "@id": "http://localhost:55001/plone/newsitem/@actions"
    }
  }
}

```

(continues on next page)

(continued from previous page)

```

    },
    "breadcrumbs": {
      "@id": "http://localhost:55001/plone/newsitem/@breadcrumbs"
    },
    "navigation": {
      "@id": "http://localhost:55001/plone/newsitem/@navigation"
    },
    "types": {
      "@id": "http://localhost:55001/plone/newsitem/@types"
    },
    "workflow": {
      "@id": "http://localhost:55001/plone/newsitem/@workflow"
    }
  },
  "@id": "http://localhost:55001/plone/newsitem",
  "@type": "News Item",
  "UID": "SomeUUID000000000000000000000002",
  "allow_discussion": false,
  "changeNote": "",
  "contributors": [],
  "created": "2016-01-21T02:14:48+00:00",
  "creators": [
    "test_user_1_"
  ],
  "description": "This is a news item",
  "effective": null,
  "exclude_from_nav": false,
  "expires": null,
  "id": "newsitem",
  "image": {
    "content-type": "image/png",
    "download": "http://localhost:55001/plone/newsitem/@@images/uuid1.png",
    "filename": "image.png",
    "height": 56,
    "scales": {
      "icon": {
        "download": "http://localhost:55001/plone/newsitem/@@images/uuid1.png",
        ↪,
        "height": 8,
        "width": 32
      },
      "large": {
        "download": "http://localhost:55001/plone/newsitem/@@images/uuid1.png",
        ↪,
        "height": 56,
        "width": 215
      },
      "listing": {
        "download": "http://localhost:55001/plone/newsitem/@@images/uuid1.png",
        ↪,
        "height": 4,
        "width": 16
      },
      "mini": {
        "download": "http://localhost:55001/plone/newsitem/@@images/uuid1.png",
        ↪,
        "height": 52,

```

(continues on next page)

(continued from previous page)

```

        "width": 200
      },
      "preview": {
        "download": "http://localhost:55001/plone/newsitem/@@images/uuid1.png
↔",
        "height": 56,
        "width": 215
      },
      "thumb": {
        "download": "http://localhost:55001/plone/newsitem/@@images/uuid1.png
↔",
        "height": 33,
        "width": 128
      },
      "tile": {
        "download": "http://localhost:55001/plone/newsitem/@@images/uuid1.png
↔",
        "height": 16,
        "width": 64
      }
    },
    "size": 1185,
    "width": 215
  },
  "image_caption": "This is an image caption.",
  "is_folderish": false,
  "language": "",
  "layout": "newsitem_view",
  "modified": "2016-01-21T02:24:11+00:00",
  "parent": {
    "@id": "http://localhost:55001/plone",
    "@type": "Plone Site",
    "description": "",
    "title": "Plone site"
  },
  "relatedItems": [],
  "review_state": "private",
  "rights": "",
  "subjects": [],
  "text": {
    "content-type": "text/plain",
    "data": "<p>Lorem ipsum</p>",
    "encoding": "utf-8"
  },
  "title": "My News Item",
  "version": "current",
  "versioning_enabled": true
}

```

**Event:**

http

```

GET /plone/event HTTP/1.1
Accept: application/json

```

(continues on next page)

(continued from previous page)

```
Authorization: Basic YWRtaW46c2VjcmV0
```

curl

```
curl -i http://nohost/plone/event -H 'Accept: application/json' --user_
↪admin:secret
```

httpie

```
http http://nohost/plone/event Accept:application/json -a admin:secret
```

python-requests

```
requests.get('http://nohost/plone/event', headers={
    'Accept': 'application/json',
}, auth=('admin', 'secret'))
```

```
HTTP/1.1 200 OK
Content-Type: application/json

{
  "@components": {
    "actions": {
      "@id": "http://localhost:55001/plone/event/@actions"
    },
    "breadcrumbs": {
      "@id": "http://localhost:55001/plone/event/@breadcrumbs"
    },
    "navigation": {
      "@id": "http://localhost:55001/plone/event/@navigation"
    },
    "types": {
      "@id": "http://localhost:55001/plone/event/@types"
    },
    "workflow": {
      "@id": "http://localhost:55001/plone/event/@workflow"
    }
  },
  "@id": "http://localhost:55001/plone/event",
  "@type": "Event",
  "UID": "SomeUUID000000000000000000000002",
  "allow_discussion": false,
  "attendees": [],
  "changeNote": "",
  "contact_email": null,
  "contact_name": null,
  "contact_phone": null,
  "contributors": [],
  "created": "2016-01-21T03:14:48+00:00",
  "creators": [
    "test_user_1_"
  ],
  "description": "This is an event",
  "effective": null,
  "end": "2013-01-01T12:00:00",
  "event_url": null,
```

(continues on next page)



(continued from previous page)

```

"exclude_from_nav": false,
"expires": null,
"id": "event",
"is_folderish": false,
"language": "",
"layout": "event_view",
"location": null,
"modified": "2016-01-21T03:24:11+00:00",
"open_end": false,
"parent": {
  "@id": "http://localhost:55001/plone",
  "@type": "Plone Site",
  "description": "",
  "title": "Plone site"
},
"recurrence": null,
"relatedItems": [],
"review_state": "private",
"rights": "",
"start": "2013-01-01T10:00:00",
"subjects": [],
"sync_uid": null,
"text": null,
"title": "Event",
"version": "current",
"versioning_enabled": true,
"whole_day": false
}

```

**Image:**


---

**Note:** Here we show `uuid1` as an example `uid` for all image scales because this documentation is autogenerated by the tests. When running in a real application, these `uuid1` values will be exchanged by proper `uuid4` values.

---

**http**

```

GET /plone/image HTTP/1.1
Accept: application/json
Authorization: Basic YWRtaW46c2VjcmV0

```

**curl**

```

curl -i http://nohost/plone/image -H 'Accept: application/json' --user_
↪admin:secret

```

**httpie**

```

http http://nohost/plone/image Accept:application/json -a admin:secret

```

**python-requests**

```
requests.get('http://nohost/plone/image', headers={
    'Accept': 'application/json',
}, auth=('admin', 'secret'))
```

```
HTTP/1.1 200 OK
Content-Type: application/json

{
  "@components": {
    "actions": {
      "@id": "http://localhost:55001/plone/image/@actions"
    },
    "breadcrumbs": {
      "@id": "http://localhost:55001/plone/image/@breadcrumbs"
    },
    "navigation": {
      "@id": "http://localhost:55001/plone/image/@navigation"
    },
    "types": {
      "@id": "http://localhost:55001/plone/image/@types"
    },
    "workflow": {
      "@id": "http://localhost:55001/plone/image/@workflow"
    }
  },
  "@id": "http://localhost:55001/plone/image",
  "@type": "Image",
  "UID": "SomeUUID000000000000000000000002",
  "allow_discussion": false,
  "contributors": [],
  "created": "2016-01-21T06:14:48+00:00",
  "creators": [
    "test_user_1_"
  ],
  "description": "This is an image",
  "effective": null,
  "exclude_from_nav": false,
  "expires": null,
  "id": "image",
  "image": {
    "content-type": "image/png",
    "download": "http://localhost:55001/plone/image/@@images/uuid1.png",
    "filename": "image.png",
    "height": 56,
    "scales": {
      "icon": {
        "download": "http://localhost:55001/plone/image/@@images/uuid1.png",
        "height": 8,
        "width": 32
      },
      "large": {
        "download": "http://localhost:55001/plone/image/@@images/uuid1.png",
        "height": 56,
        "width": 215
      }
    },
    "listing": {
      "download": "http://localhost:55001/plone/image/@@images/uuid1.png",
```

(continues on next page)

(continued from previous page)

```

    "height": 4,
    "width": 16
  },
  "mini": {
    "download": "http://localhost:55001/plone/image/@@images/uuid1.png",
    "height": 52,
    "width": 200
  },
  "preview": {
    "download": "http://localhost:55001/plone/image/@@images/uuid1.png",
    "height": 56,
    "width": 215
  },
  "thumb": {
    "download": "http://localhost:55001/plone/image/@@images/uuid1.png",
    "height": 33,
    "width": 128
  },
  "tile": {
    "download": "http://localhost:55001/plone/image/@@images/uuid1.png",
    "height": 16,
    "width": 64
  }
},
"size": 1185,
"width": 215
},
"is_folderish": false,
"language": "",
"layout": "image_view",
"modified": "2016-01-21T06:24:11+00:00",
"parent": {
  "@id": "http://localhost:55001/plone",
  "@type": "Plone Site",
  "description": "",
  "title": "Plone site"
},
"relatedItems": [],
"review_state": null,
"rights": "",
"subjects": [],
"title": "My Image",
"version": "current"
}

```

**File:**

http

```

GET /plone/file HTTP/1.1
Accept: application/json
Authorization: Basic YWRtaW46c2VjcmV0

```

curl

```
curl -i http://nohost/plone/file -H 'Accept: application/json' --user_
↪admin:secret
```

#### httplib

```
http http://nohost/plone/file Accept:application/json -a admin:secret
```

#### python-requests

```
requests.get('http://nohost/plone/file', headers={
    'Accept': 'application/json',
}, auth=('admin', 'secret'))
```

```
HTTP/1.1 200 OK
Content-Type: application/json

{
  "@components": {
    "actions": {
      "@id": "http://localhost:55001/plone/file/@actions"
    },
    "breadcrumbs": {
      "@id": "http://localhost:55001/plone/file/@breadcrumbs"
    },
    "navigation": {
      "@id": "http://localhost:55001/plone/file/@navigation"
    },
    "types": {
      "@id": "http://localhost:55001/plone/file/@types"
    },
    "workflow": {
      "@id": "http://localhost:55001/plone/file/@workflow"
    }
  },
  "@id": "http://localhost:55001/plone/file",
  "@type": "File",
  "UID": "SomeUUID000000000000000000000002",
  "allow_discussion": false,
  "contributors": [],
  "created": "2016-01-21T05:14:48+00:00",
  "creators": [
    "test_user_1_"
  ],
  "description": "This is a file",
  "effective": null,
  "exclude_from_nav": false,
  "expires": null,
  "file": {
    "content-type": "application/pdf",
    "download": "http://localhost:55001/plone/file/@@download/file",
    "filename": "file.pdf",
    "size": 74429
  },
  "id": "file",
  "is_folderish": false,
  "language": "",
  "layout": "file_view",
```

(continues on next page)

(continued from previous page)

```

"modified": "2016-01-21T05:24:11+00:00",
"parent": {
  "@id": "http://localhost:55001/plone",
  "@type": "Plone Site",
  "description": "",
  "title": "Plone site"
},
"relatedItems": [],
"review_state": null,
"rights": "",
"subjects": [],
"title": "My File",
"version": "current"
}

```

**Link:****http**

```

GET /plone/link HTTP/1.1
Accept: application/json
Authorization: Basic YWRtaW46c2VjcmV0

```

**curl**

```

curl -i http://nohost/plone/link -H 'Accept: application/json' --user_
↪admin:secret

```

**httpie**

```

http http://nohost/plone/link Accept:application/json -a admin:secret

```

**python-requests**

```

requests.get('http://nohost/plone/link', headers={
  'Accept': 'application/json',
}, auth=('admin', 'secret'))

```

```

HTTP/1.1 200 OK
Content-Type: application/json

{
  "@components": {
    "actions": {
      "@id": "http://localhost:55001/plone/link/@actions"
    },
    "breadcrumbs": {
      "@id": "http://localhost:55001/plone/link/@breadcrumbs"
    },
    "navigation": {
      "@id": "http://localhost:55001/plone/link/@navigation"
    },
    "types": {
      "@id": "http://localhost:55001/plone/link/@types"
    }
  }
}

```

(continues on next page)

(continued from previous page)

```

    "workflow": {
      "@id": "http://localhost:55001/plone/link/@workflow"
    }
  },
  "@id": "http://localhost:55001/plone/link",
  "@type": "Link",
  "UID": "SomeUUID000000000000000000000002",
  "allow_discussion": false,
  "changeNote": "",
  "contributors": [],
  "created": "2016-01-21T04:14:48+00:00",
  "creators": [
    "test_user_1_"
  ],
  "description": "This is a link",
  "effective": null,
  "exclude_from_nav": false,
  "expires": null,
  "id": "link",
  "is_folderish": false,
  "language": "",
  "layout": "link_redirect_view",
  "modified": "2016-01-21T04:24:11+00:00",
  "parent": {
    "@id": "http://localhost:55001/plone",
    "@type": "Plone Site",
    "description": "",
    "title": "Plone site"
  },
  "remoteUrl": null,
  "review_state": "private",
  "rights": "",
  "subjects": [],
  "title": "My Link",
  "version": "current",
  "versioning_enabled": true
}

```

**Collection:**

http

```

GET /plone/collection HTTP/1.1
Accept: application/json
Authorization: Basic YWRtaW46c2VjcmV0

```

curl

```

curl -i http://nohost/plone/collection -H 'Accept: application/json' --user_
↪admin:secret

```

httpie

```

http http://nohost/plone/collection Accept:application/json -a admin:secret

```

python-requests

```
requests.get('http://nohost/plone/collection', headers={
    'Accept': 'application/json',
}, auth=('admin', 'secret'))
```

```
HTTP/1.1 200 OK
Content-Type: application/json

{
  "@components": {
    "actions": {
      "@id": "http://localhost:55001/plone/collection/@actions"
    },
    "breadcrumbs": {
      "@id": "http://localhost:55001/plone/collection/@breadcrumbs"
    },
    "navigation": {
      "@id": "http://localhost:55001/plone/collection/@navigation"
    },
    "types": {
      "@id": "http://localhost:55001/plone/collection/@types"
    },
    "workflow": {
      "@id": "http://localhost:55001/plone/collection/@workflow"
    }
  },
  "@id": "http://localhost:55001/plone/collection",
  "@type": "Collection",
  "UID": "SomeUUID000000000000000000000002",
  "allow_discussion": false,
  "contributors": [],
  "created": "2016-01-21T08:14:48+00:00",
  "creators": [
    "test_user_1_"
  ],
  "customViewFields": [
    {
      "title": "Title",
      "token": "Title"
    },
    {
      "title": "Creator",
      "token": "Creator"
    },
    {
      "title": "Type",
      "token": "Type"
    },
    {
      "title": "ModificationDate",
      "token": "ModificationDate"
    }
  ],
  "description": "This is a collection with two documents",
  "effective": null,
  "exclude_from_nav": false,
  "expires": null,
  "id": "collection",
```

(continues on next page)

(continued from previous page)

```
"is_folderish": false,
"item_count": 30,
"items": [
  {
    "@id": "http://localhost:55001/plone/front-page",
    "@type": "Document",
    "description": "Congratulations! You have successfully installed Plone.
↔",
    "review_state": "private",
    "title": "Welcome to Plone"
  },
  {
    "@id": "http://localhost:55001/plone/doc1",
    "@type": "Document",
    "description": "",
    "review_state": "private",
    "title": "Document 1"
  },
  {
    "@id": "http://localhost:55001/plone/doc2",
    "@type": "Document",
    "description": "",
    "review_state": "private",
    "title": "Document 2"
  }
],
"items_total": 3,
"language": "",
"layout": "listing_view",
"limit": 1000,
"modified": "2016-01-21T08:24:11+00:00",
"parent": {
  "@id": "http://localhost:55001/plone",
  "@type": "Plone Site",
  "description": "",
  "title": "Plone site"
},
"query": [
  {
    "i": "portal_type",
    "o": "plone.app.querystring.operation.string.is",
    "v": "Document"
  }
],
"relatedItems": [],
"review_state": "private",
"rights": "",
"sort_on": null,
"sort_reversed": null,
"subjects": [],
"text": null,
"title": "My Collection",
"version": "current"
}
```



## 1.2 Authentication

`plone.restapi` uses Plone PAS for Authentication.

That means that any authentication method supported by an installed PAS Plugin should work, assuming it's an authentication method that makes sense to use with an API.

For example, to authenticate using HTTP basic auth, you'd set an `Authorization` header:

```
GET /Plone HTTP/1.1
Authorization: Basic Zm9vYmFyOmZvb2Jhcgo=
Accept: application/json
```

HTTP client libraries usually contain helper functions to produce a proper `Authorization` header for you based on given credentials.

Using the `requests` library, you'd set up a session with basic auth like this:

```
import requests

session = requests.Session()
session.auth = ('username', 'password')
session.headers.update({'Accept': 'application/json'})

response = session.get(url)
```

Or the same example using `curl`:

```
curl -u username:password -H 'Accept:application/json' $URL
```

### 1.2.1 JSON Web Tokens (JWT)

`plone.restapi` includes a Plone PAS plugin for authentication with JWT. The plugin is installed automatically when installing the product.

#### Acquiring a token (@login)

A JWT token can be acquired by posting a user's credentials to the `@login` endpoint. `http`

```
POST /plone/@login HTTP/1.1
Accept: application/json
Content-Type: application/json

{
  "login": "admin",
  "password": "secret"
}
```

`curl`

```
curl -i -X POST http://nohost/plone/@login -H 'Accept: application/json' -H 'Content-
→Type: application/json' --data-raw '{"login": "admin", "password": "secret"}'
```

`httpie`

```
echo '{
  "login": "admin",
  "password": "secret"
}' | http POST http://nohost/plone/@login Accept:application/json Content-
↳Type:application/json
```

### python-requests

```
requests.post('http://nohost/plone/@login', headers={
  'Accept': 'application/json',
  'Content-Type': 'application/json',
}, json={
  'login': 'admin',
  'password': 'secret',
})
```

The server responds with a JSON object containing the token.

```
HTTP/1.1 200 OK
Content-Type: application/json

{
  "token": "eyJ0eXAiOiJKV1QiLCJhbGciOiJIUzI1NiJ9.
↳eyJzdWIiOiJhZGpbiIsImZ1bGxueW11IjoiIn0.krI8ep0NQHyYYObtX11ygI4NM2UbHU1ZqF7kKnX9JFo"
}
```

## Authenticating with a token

The token can now be used in subsequent requests by including it in the Authorization header with the Bearer scheme: http

```
GET /plone/ HTTP/1.1
Accept: application/json
Authorization: Bearer eyJ0eXAiOiJKV1QiLCJhbGciOiJIUzI1NiJ9.
↳eyJzdWIiOiJhZGpbiIsImZ1bGxueW11IjoiIn0.krI8ep0NQHyYYObtX11ygI4NM2UbHU1ZqF7kKnX9JFo
```

### curl

```
curl -i http://nohost/plone/ -H 'Accept: application/json' -H 'Authorization: Bearer_
↳eyJ0eXAiOiJKV1QiLCJhbGciOiJIUzI1NiJ9.eyJzdWIiOiJhZGpbiIsImZ1bGxueW11IjoiIn0.
↳krI8ep0NQHyYYObtX11ygI4NM2UbHU1ZqF7kKnX9JFo'
```

### httpie

```
http http://nohost/plone/ Accept:application/json Authorization:'Bearer_
↳eyJ0eXAiOiJKV1QiLCJhbGciOiJIUzI1NiJ9.eyJzdWIiOiJhZGpbiIsImZ1bGxueW11IjoiIn0.
↳krI8ep0NQHyYYObtX11ygI4NM2UbHU1ZqF7kKnX9JFo'
```

### python-requests

```
requests.get('http://nohost/plone/', headers={
  'Accept': 'application/json',
  'Authorization': 'Bearer eyJ0eXAiOiJKV1QiLCJhbGciOiJIUzI1NiJ9.
↳eyJzdWIiOiJhZGpbiIsImZ1bGxueW11IjoiIn0.krI8ep0NQHyYYObtX11ygI4NM2UbHU1ZqF7kKnX9JFo
↳',
})
```

## Renewing a token (@login-renew)

By default the token will expire after 12 hours and thus must be renewed before expiration. To renew the token simply post to the @login-renew endpoint. http

```
POST /plone/@login-renew HTTP/1.1
Accept: application/json
Authorization: Bearer eyJ0eXAiOiJKV1QiLCJhbGciOiJIUzI1NiJ9.
↳eyJzdWIiOiJhZG1pbiIsImZ1bGxueW11IjoiIn0.krI8ep0NQHyYYObtX11ygI4NM2UbHU1ZqF7kKnX9JFo
```

curl

```
curl -i -X POST http://nohost/plone/@login-renew -H 'Accept: application/json' -H
↳'Authorization: Bearer eyJ0eXAiOiJKV1QiLCJhbGciOiJIUzI1NiJ9.
↳eyJzdWIiOiJhZG1pbiIsImZ1bGxueW11IjoiIn0.krI8ep0NQHyYYObtX11ygI4NM2UbHU1ZqF7kKnX9JFo'
```

httpie

```
http POST http://nohost/plone/@login-renew Accept:application/json Authorization:
↳'Bearer eyJ0eXAiOiJKV1QiLCJhbGciOiJIUzI1NiJ9.
↳eyJzdWIiOiJhZG1pbiIsImZ1bGxueW11IjoiIn0.krI8ep0NQHyYYObtX11ygI4NM2UbHU1ZqF7kKnX9JFo'
```

python-requests

```
requests.post('http://nohost/plone/@login-renew', headers={
    'Accept': 'application/json',
    'Authorization': 'Bearer eyJ0eXAiOiJKV1QiLCJhbGciOiJIUzI1NiJ9.
↳eyJzdWIiOiJhZG1pbiIsImZ1bGxueW11IjoiIn0.krI8ep0NQHyYYObtX11ygI4NM2UbHU1ZqF7kKnX9JFo
↳',
})
```

The server returns a JSON object with a new token:

```
HTTP/1.1 200 OK
Content-Type: application/json

{
  "token": "eyJ0eXAiOiJKV1QiLCJhbGciOiJIUzI1NiJ9.
↳eyJzdWIiOiJhZG1pbiIsImZ1bGxueW11IjoiIn0.krI8ep0NQHyYYObtX11ygI4NM2UbHU1ZqF7kKnX9JFo"
}
```

## Invalidating a token (@logout)

The @logout endpoint can be used to invalidate tokens. However by default tokens are not persisted on the server and thus can not be invalidated. To enable token invalidation, activate the `store_tokens` option in the PAS plugin. If you need tokens that are valid indefinitely you should also disable the use of Plone's keyring in the PAS plugin (option `use_keyring`).

The logout request must contain the existing token in the Authorization header. http

```
POST /plone/@logout HTTP/1.1
Accept: application/json
Authorization: Bearer eyJ0eXAiOiJKV1QiLCJhbGciOiJIUzI1NiJ9.
↳eyJzdWIiOiJhZG1pbiIsImZ1bGxueW11IjoiIn0.krI8ep0NQHyYYObtX11ygI4NM2UbHU1ZqF7kKnX9JFo
```

curl

```
curl -i -X POST http://nohost/plone/@logout -H 'Accept: application/json' -H
↳ 'Authorization: Bearer eyJ0eXAiOiJKV1QiLCJhbGciOiJIUzI1NiJ9.
↳ eyJzdWIiOiJhZG1pbiIsImZ1bGxueW11IjoiIn0.krI8ep0NQHyYYObtXl1ygI4NM2UbHULZqF7kKnx9JFo'
```

httpie

```
http POST http://nohost/plone/@logout Accept:application/json Authorization:'Bearer_
↳ eyJ0eXAiOiJKV1QiLCJhbGciOiJIUzI1NiJ9.eyJzdWIiOiJhZG1pbiIsImZ1bGxueW11IjoiIn0.
↳ krI8ep0NQHyYYObtXl1ygI4NM2UbHULZqF7kKnx9JFo'
```

python-requests

```
requests.post('http://nohost/plone/@logout', headers={
    'Accept': 'application/json',
    'Authorization': 'Bearer eyJ0eXAiOiJKV1QiLCJhbGciOiJIUzI1NiJ9.
↳ eyJzdWIiOiJhZG1pbiIsImZ1bGxueW11IjoiIn0.krI8ep0NQHyYYObtXl1ygI4NM2UbHULZqF7kKnx9JFo
↳ ',
})
```

If invalidation succeeds, the server responds with an empty 204 response:

```
HTTP/1.1 204 No Content
```

## 1.2.2 Permissions

In order for a user to use the REST API, the `plone.restapi: Use REST API` permission is required.

By default, installing the `plone.restapi:default` profile will assign this permission to the `Anonymous` role, so everybody is allowed to use the REST API by default.

If you wish to control in more detail which roles are allowed to use the REST API, please assign this permission accordingly.

As well as the `plone.restapi: Use REST API` permission some of the common Plone permissions are also required, depending on the particular service. For example, retrieving a resource using `GET` will require `View`, adding an object using `POST` will require `Add portal content`, and so on.

In order to modify/override this behavior, if your custom service class inherits from `plone.restapi.services.Service`, just override the method `check_permission` and add your custom checks accordingly.

## 1.3 Explore the API using Postman

To discover the API interactively, using [Postman](#) is recommended.

---

### Note

The Chrome-Extension version of Postman is deprecated and it is recommended to use the native app available instead.

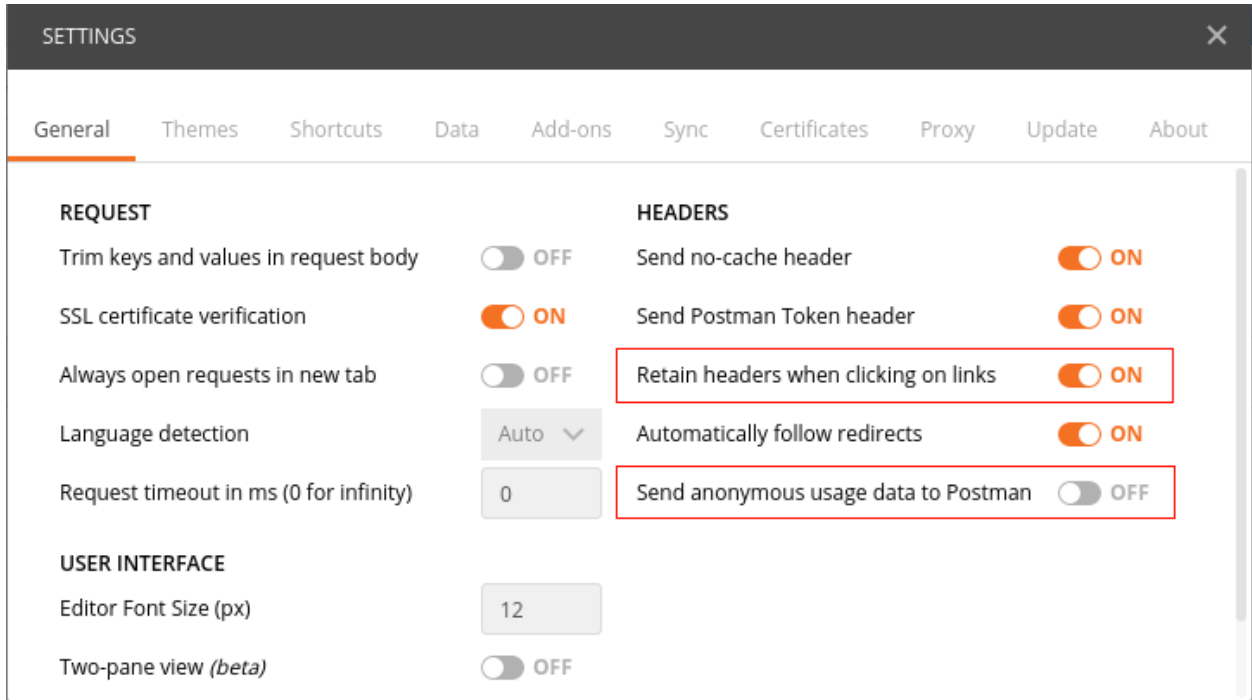
---

### 1.3.1 Configuration

To easily follow links returned by request based on the API,

- go to the menu under the wrench icon on the top right

- choose *Settings*
- activate the option *Retain headers on clicking on links* by selecting *ON*:



This option makes sure, once a *HTTP-Header* is configured, it will be reused during following *requests* , if these are initiated by clicking on links resulting from the initial *request*. This way navigating the structure using the API becomes a snap.

The option *Send anonymous usage data to Postman* should be deactivated by setting to *OFF*.

### 1.3.2 Usage

Choose the suitable *HTTP Verb* to be used for your request. This can be selected using the *Postman HTTP Verb -> GET* drop-down menu.

Enter the *Object URL* of the object that should be the target of a request into the *URL* field right to the *HTTP Verb*:



Now set the appropriate HTTP headers.

- The *Authorization Header* for the authentication related to the right user
- The *Accept Header* to initiate the right behaviour by the API related to this *Request*.

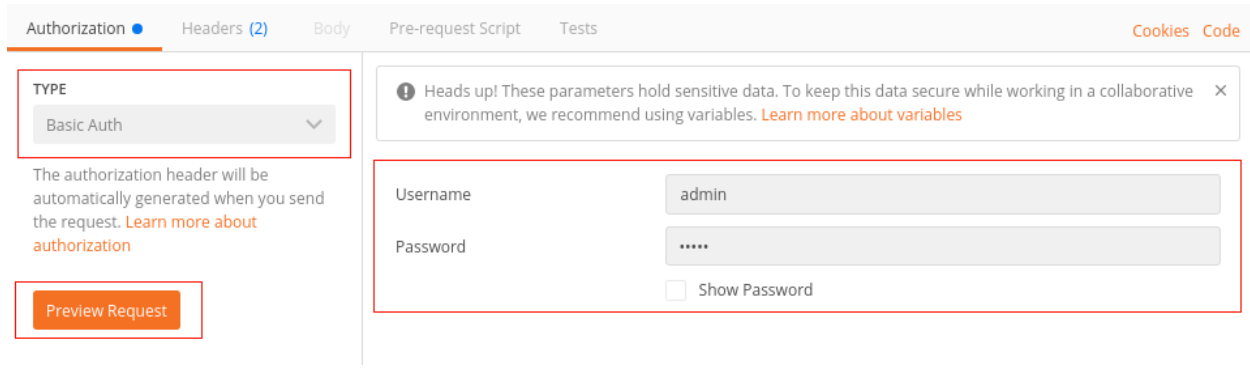
To set the *Authorization Header*, there is a reserved tab, that is responsible to generate the final *Header* based on the *authentication method* and username + password.

You have to select

- in the drop-down menu *Basic Auth ->* the term *Basic Auth* as the authentication method

- A valid existing user with appropriate permissions

After providing these parameters you can create the resulting *Authorization Header* and insert it into the prepared request by clicking on *Preview Request*.



Authorization Headers (2) Body Pre-request Script Tests Cookies Code

TYPE  
Basic Auth

Heads up! These parameters hold sensitive data. To keep this data secure while working in a collaborative environment, we recommend using variables. [Learn more about variables](#)

Username: admin  
Password: \*\*\*\*\*  
 Show Password

Preview Request

Under the *Headers* tab you now need to insert in the *Accept Header* `application/json` header as well:

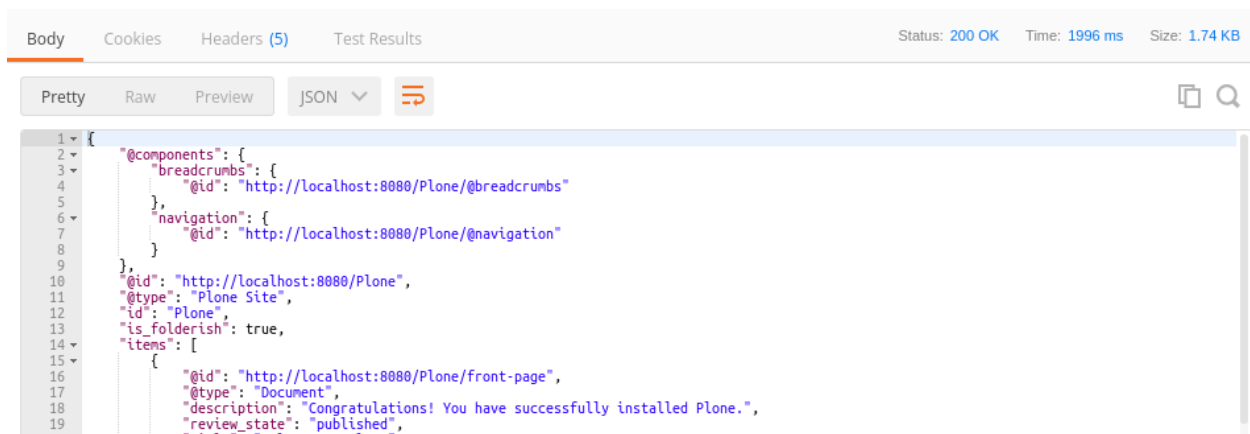


Authorization Headers (2) Body Pre-request Script Tests Cookies Code

Key	Value	Description	...	Bulk Edit	Presets
Authorization	Basic YWRtaW46YWRtaW4=				
Accept	application/json				
New key	Value	Description			

The request is now ready and can be send by clicking on *Send* button.

The *Response* of the server is now displayed below the *Request*. You can easily follow the links on the `@id` attributes by clicking on them. For every link Postman has prepared another request sharing the same headers that can be send again by licking on the *Send* button.



Body Cookies Headers (5) Test Results Status: 200 OK Time: 1996 ms Size: 1.74 KB

Pretty Raw Preview JSON

```
1 {
2   @components: {
3     @breadcrumbs: {
4       @id: "http://localhost:8080/Plone/@breadcrumbs"
5     },
6     @navigation: {
7       @id: "http://localhost:8080/Plone/@navigation"
8     }
9   },
10  @id: "http://localhost:8080/Plone",
11  @type: "Plone Site",
12  id: "Plone",
13  is_folderish: true,
14  items: [
15    {
16      @id: "http://localhost:8080/Plone/front-page",
17      @type: "Document",
18      description: "Congratulations! You have successfully installed Plone.",
19      review_state: "published",
20    }
21  ]
22 }
```

## Conclusion

You can now explore the whole structure of your application easily via the API using *GET* requests.

## 1.4 Content Manipulation

plone.restapi does not only expose content objects via a RESTful API. The API consumer can create, read, update, and delete a content object. Those operations can be mapped to the HTTP verbs POST (Create), GET (Read), PUT (Update) and DELETE (Delete).

Manipulating resources across the network by using HTTP as an application protocol is one of core principles of the REST architectural pattern. This allows us to interact with a specific resource in a standardized way:

Verb	URL	Action
POST	/folder	Creates a new document within the folder
GET	/folder/{document-id}	Request the current state of the document
PATCH	/folder/{document-id}	Update the document details
DELETE	/folder/{document-id}	Remove the document

### 1.4.1 Creating a Resource with POST

To create a new resource, we send a POST request to the resource container. If we want to create a new document within an existing folder, we send a POST request to that folder: http

```
POST /plone/folder HTTP/1.1
Accept: application/json
Authorization: Basic YWRtaW46c2VjcmV0
Content-Type: application/json

{
  "@type": "Document",
  "title": "My Document"
}
```

curl

```
curl -i -X POST http://nohost/plone/folder -H 'Accept: application/json' -H 'Content-
↪Type: application/json' --data-raw '{"@type": "Document", "title": "My Document"}' -
↪-user admin:secret
```

httpie

```
echo '{
  "@type": "Document",
  "title": "My Document"
}' | http POST http://nohost/plone/folder Accept:application/json Content-
↪Type:application/json -a admin:secret
```

python-requests

```
requests.post('http://nohost/plone/folder', headers={
  'Accept': 'application/json',
  'Content-Type': 'application/json',
}, json={
  '@type': 'Document',
  'title': 'My Document',
}, auth=('admin', 'secret'))
```

By setting the 'Accept' header, we tell the server that we would like to receive the response in the 'application/json' representation format.

The 'Content-Type' header indicates that the body uses the 'application/json' format.

The request body contains the minimal necessary information needed to create a document (the type and the title). You could set other properties, like "description" here as well.

### Successful Response (201 Created)

If a resource has been created, the server responds with the *201 Created* status code. The 'Location' header contains the URL of the newly created resource and the resource representation in the payload:

```
HTTP/1.1 201 Created
Content-Type: application/json
Location: http://localhost:55001/plone/folder/my-document

{
  "@components": {
    "actions": {
      "@id": "http://localhost:55001/plone/folder/my-document/@actions"
    },
    "breadcrumbs": {
      "@id": "http://localhost:55001/plone/folder/my-document/@breadcrumbs"
    },
    "navigation": {
      "@id": "http://localhost:55001/plone/folder/my-document/@navigation"
    },
    "types": {
      "@id": "http://localhost:55001/plone/folder/my-document/@types"
    },
    "workflow": {
      "@id": "http://localhost:55001/plone/folder/my-document/@workflow"
    }
  },
  "@id": "http://localhost:55001/plone/folder/my-document",
  "@type": "Document",
  "UID": "SomeUUID000000000000000000000005",
  "allow_discussion": false,
  "changeNote": "",
  "contributors": [],
  "created": "2016-10-21T19:00:00+00:00",
  "creators": [
    "admin"
  ],
  "description": "",
  "effective": null,
  "exclude_from_nav": false,
  "expires": null,
  "id": "my-document",
  "is_folderish": false,
  "language": "",
  "layout": "document_view",
  "modified": "2016-10-21T19:00:00+00:00",
  "parent": {
    "@id": "http://localhost:55001/plone/folder",
    "@type": "Folder",
```

(continues on next page)



(continued from previous page)

```
"description": "This is a folder with two documents",
"review_state": "private",
"title": "My Folder"
},
"relatedItems": [],
"review_state": "private",
"rights": "",
"subjects": [],
"table_of_contents": null,
"text": null,
"title": "My Document",
"version": "current",
"versioning_enabled": true
}
```

### Unsuccessful Response (400 Bad Request)

If the resource could not be created, for instance because the title was missing in the request, the server responds with *400 Bad Request*:

```
HTTP/1.1 400 Bad Request
Content-Type: application/json

{
  'message': 'Required title field is missing'
}
```

The response body can contain information about why the request failed.

### Unsuccessful Response (500 Internal Server Error)

If the server can not properly process a request, it responds with *500 Internal Server Error*:

```
HTTP/1.1 500 Internal Server Error
Content-Type: application/json

{
  'message': 'Internal Server Error'
}
```

The response body can contain further information such as an error trace or a link to the documentation.

### Possible POST Responses

Possible server responses for a POST request are:

- *201 Created* (Resource has been created successfully)
- *400 Bad Request* (malformed request to the service)
- *500 Internal Server Error* (server fault, can not recover internally)

## POST Implementation

A pseudo-code example of the POST implementation on the server:

```
try:
    order = createOrder()
    if order == None:
        # Bad Request
        response.setStatus(400)
    else:
        # Created
        response.setStatus(201)
except:
    # Internal Server Error
    response.setStatus(500)
```

TODO: Link to the real implementation... [

### 1.4.2 Reading a Resource with GET

After a successful POST, we can access the resource by sending a GET request to the resource URL: http

```
GET /plone/folder/my-document HTTP/1.1
Accept: application/json
Authorization: Basic YWRtaW46c2VjcmV0
```

curl

```
curl -i http://nohost/plone/folder/my-document -H 'Accept: application/json' --user_
↪admin:secret
```

httpie

```
http http://nohost/plone/folder/my-document Accept:application/json -a admin:secret
```

python-requests

```
requests.get('http://nohost/plone/folder/my-document', headers={
    'Accept': 'application/json',
}, auth=('admin', 'secret'))
```

### Successful Response (200 OK)

If a resource has been retrieved successfully, the server responds with *200 OK*:

```
HTTP/1.1 200 OK
Content-Type: application/json

{
  "@components": {
    "actions": {
      "@id": "http://localhost:55001/plone/folder/my-document/@actions"
    },
    "breadcrumbs": {
      "@id": "http://localhost:55001/plone/folder/my-document/@breadcrumbs"
    }
  }
}
```

(continues on next page)

(continued from previous page)

```

    },
    "navigation": {
      "@id": "http://localhost:55001/plone/folder/my-document/@navigation"
    },
    "types": {
      "@id": "http://localhost:55001/plone/folder/my-document/@types"
    },
    "workflow": {
      "@id": "http://localhost:55001/plone/folder/my-document/@workflow"
    }
  },
  "@id": "http://localhost:55001/plone/folder/my-document",
  "@type": "Document",
  "UID": "SomeUUID00000000000000000000000000000005",
  "allow_discussion": false,
  "changeNote": "",
  "contributors": [],
  "created": "2016-10-21T19:00:00+00:00",
  "creators": [
    "admin"
  ],
  "description": "",
  "effective": null,
  "exclude_from_nav": false,
  "expires": null,
  "id": "my-document",
  "is_folderish": false,
  "language": "",
  "layout": "document_view",
  "modified": "2016-10-21T19:00:00+00:00",
  "parent": {
    "@id": "http://localhost:55001/plone/folder",
    "@type": "Folder",
    "description": "This is a folder with two documents",
    "review_state": "private",
    "title": "My Folder"
  },
  "relatedItems": [],
  "review_state": "private",
  "rights": "",
  "subjects": [],
  "table_of_contents": null,
  "text": null,
  "title": "My Document",
  "version": "current",
  "versioning_enabled": true
}

```

For folderish types, their childrens are automatically included in the response as `items`. To disable the inclusion, add the GET parameter `include_items=false` to the URL.

By default only basic metadata is included. To include additional metadata, you can specify the names of the properties with the `metadata_fields` parameter. See also *Retrieving additional metadata*.

The following example additionally retrieves the UID and Creator: `http`

```
GET /plone/folder?metadata_fields=UID&metadata_fields=Creator HTTP/1.1
```

(continues on next page)

(continued from previous page)

```
Accept: application/json
Authorization: Basic YWRtaW46c2VjcmV0
```

curl

```
curl -i 'http://nohost/plone/folder?metadata_fields=UID&metadata_fields=Creator' -H
↳ 'Accept: application/json' --user admin:secret
```

httpie

```
http 'http://nohost/plone/folder?metadata_fields=UID&metadata_fields=Creator'
↳ Accept: application/json -a admin:secret
```

python-requests

```
requests.get('http://nohost/plone/folder?metadata_fields=UID&metadata_fields=Creator',
↳ headers={
    'Accept': 'application/json',
}, auth=('admin', 'secret'))
```

HTTP/1.1 200 OK

Content-Type: application/json

```
{
  "@components": {
    "actions": {
      "@id": "http://localhost:55001/plone/folder/@actions"
    },
    "breadcrumbs": {
      "@id": "http://localhost:55001/plone/folder/@breadcrumbs"
    },
    "navigation": {
      "@id": "http://localhost:55001/plone/folder/@navigation"
    },
    "types": {
      "@id": "http://localhost:55001/plone/folder/@types"
    },
    "workflow": {
      "@id": "http://localhost:55001/plone/folder/@workflow"
    }
  },
  "@id": "http://localhost:55001/plone/folder?metadata_fields=UID&metadata_
↳ fields=Creator",
  "@type": "Folder",
  "UID": "SomeUUID000000000000000000000002",
  "allow_discussion": false,
  "contributors": [],
  "created": "2016-01-21T07:14:48+00:00",
  "creators": [
    "test_user_1_"
  ],
  "description": "This is a folder with two documents",
  "effective": null,
  "exclude_from_nav": false,
  "expires": null,
  "id": "folder",
```

(continues on next page)

(continued from previous page)

```

"is_folderish": true,
"items": [
  {
    "@id": "http://localhost:55001/plone/folder/doc1",
    "@type": "Document",
    "Creator": "test_user_1",
    "UID": "SomeUUID00000000000000000000000000000003",
    "description": "",
    "review_state": "private",
    "title": "A document within a folder"
  },
  {
    "@id": "http://localhost:55001/plone/folder/doc2",
    "@type": "Document",
    "Creator": "test_user_1",
    "UID": "SomeUUID00000000000000000000000000000004",
    "description": "",
    "review_state": "private",
    "title": "A document within a folder"
  },
  {
    "@id": "http://localhost:55001/plone/folder/my-document",
    "@type": "Document",
    "Creator": "admin",
    "UID": "SomeUUID00000000000000000000000000000005",
    "description": "",
    "review_state": "private",
    "title": "My Document"
  }
],
"items_total": 3,
"language": "",
"layout": "listing_view",
"modified": "2016-10-21T19:00:00+00:00",
"nextPreviousEnabled": false,
"parent": {
  "@id": "http://localhost:55001/plone",
  "@type": "Plone Site",
  "description": "",
  "title": "Plone site"
},
"relatedItems": [],
"review_state": "private",
"rights": "",
"subjects": [],
"title": "My Folder",
"version": "current"
}

```

**Note:** For folderish types, collections or search results, the results will be **batched** if the size of the resultset exceeds the batch size. See *Batching* for more details on how to work with batched results.

## Unsuccessful response (404 Not Found)

If a resource could not be found, the server will respond with *404 Not Found*:

```
HTTP/1.1 404 Not Found
Content-Type: application/json

{
  'error': 'NotFound'
}
```

## GET Implementation

A pseudo-code example of the GET implementation on the server:

```
try:
    order = getOrder()
    if order == None:
        # Not Found
        response.setStatus(404)
    else:
        # OK
        response.setStatus(200)
except:
    # Internal Server Error
    response.setStatus(500)
```

You can find implementation details in the `plone.restapi.services.content.add.FolderPost` class

## GET Responses

Possible server responses for a GET request are:

- *200 OK*
- *404 Not Found*
- *500 Internal Server Error*

### 1.4.3 Updating a Resource with PATCH

To update an existing resource we send a PATCH request to the server. PATCH allows to provide just a subset of the resource (the values you actually want to change).

If you send the value `null` for a field, the field's content will be deleted and the `missing_value` defined for the field in the schema will be set. Note that this is not possible if the field is `required`, and it only works for Dexterity types, not Archetypes: http

```
PATCH /plone/folder/my-document HTTP/1.1
Accept: application/json
Authorization: Basic YWRtaW46c2VjcmV0
Content-Type: application/json

{
  "title": "My New Document Title"
}
```

curl

```
curl -i -X PATCH http://nohost/plone/folder/my-document -H 'Accept: application/json'
↪-H 'Content-Type: application/json' --data-raw '{"title": "My New Document Title"}'
↪--user admin:secret
```

httpie

```
echo '{
  "title": "My New Document Title"
}' | http PATCH http://nohost/plone/folder/my-document Accept:application/json
↪Content-Type:application/json -a admin:secret
```

python-requests

```
requests.patch('http://nohost/plone/folder/my-document', headers={
    'Accept': 'application/json',
    'Content-Type': 'application/json',
}, json={
    'title': 'My New Document Title',
}, auth=('admin', 'secret'))
```

### Successful Response (204 No Content)

A successful response to a PATCH request will be indicated by a *204 No Content* response by default:

```
HTTP/1.1 204 No Content
```

### Successful Response (200 OK)

You can get the object representation by adding a *Prefer* header with a value of *return=representation* to the PATCH request. In this case, the response will be a *200 OK*: http

```
PATCH /plone/folder/my-document HTTP/1.1
Accept: application/json
Authorization: Basic YWRtaW46c2VjcmV0
Prefer: return=representation
Content-Type: application/json

{
  "title": "My New Document Title"
}
```

curl

```
curl -i -X PATCH http://nohost/plone/folder/my-document -H 'Accept: application/json'
↪-H 'Content-Type: application/json' -H 'Prefer: return=representation' --data-raw '{
↪"title": "My New Document Title"}' --user admin:secret
```

httpie

```
echo '{
  "title": "My New Document Title"
}' | http PATCH http://nohost/plone/folder/my-document Accept:application/json
↪Content-Type:application/json Prefer:return=representation -a admin:secret
```

python-requests

```
requests.patch('http://nohost/plone/folder/my-document', headers={
    'Accept': 'application/json',
    'Content-Type': 'application/json',
    'Prefer': 'return=representation',
}, json={
    'title': 'My New Document Title',
}, auth=('admin', 'secret'))
```

```
HTTP/1.1 200 OK
Content-Type: application/json

{
  "@components": {
    "actions": {
      "@id": "http://localhost:55001/plone/folder/my-document/@actions"
    },
    "breadcrumbs": {
      "@id": "http://localhost:55001/plone/folder/my-document/@breadcrumbs"
    },
    "navigation": {
      "@id": "http://localhost:55001/plone/folder/my-document/@navigation"
    },
    "types": {
      "@id": "http://localhost:55001/plone/folder/my-document/@types"
    },
    "workflow": {
      "@id": "http://localhost:55001/plone/folder/my-document/@workflow"
    }
  },
  "@id": "http://localhost:55001/plone/folder/my-document",
  "@type": "Document",
  "UID": "SomeUUID000000000000000000000005",
  "allow_discussion": false,
  "changeNote": "",
  "contributors": [],
  "created": "2016-10-21T19:00:00+00:00",
  "creators": [
    "admin"
  ],
  "description": "",
  "effective": null,
  "exclude_from_nav": false,
  "expires": null,
  "id": "my-document",
  "is_folderish": false,
  "language": "",
  "layout": "document_view",
  "modified": "2016-10-21T19:00:00+00:00",
  "parent": {
    "@id": "http://localhost:55001/plone/folder",
    "@type": "Folder",
    "description": "This is a folder with two documents",
    "review_state": "private",
    "title": "My Folder"
  },
  "relatedItems": [],
```

(continues on next page)



(continued from previous page)

```
"review_state": "private",
"rights": "",
"subjects": [],
"table_of_contents": null,
"text": null,
"title": "My New Document Title",
"version": "current",
"versioning_enabled": true
}
```

See for full specs the [RFC 5789: PATCH Method for HTTP](#)

## 1.4.4 Replacing a Resource with PUT

**Note:** PUT is not implemented yet.

To replace an existing resource we send a PUT request to the server:

TODO: Add example.

In accordance with the HTTP specification, a successful PUT will not create a new resource or produce a new URL.

PUT expects the entire resource representation to be supplied to the server, rather than just changes to the resource state. This is usually not a problem since the consumer application requested the resource representation before a PUT anyways.

When the PUT request is accepted and processed by the service, the consumer will receive a *204 No Content* response (*200 OK* would be a valid alternative).

### Successful Update (204 No Content)

When a resource has been updated successfully, the server sends a *204 No Content* response:

TODO: Add example.

### Unsuccessful Update (409 Conflict)

Sometimes requests fail due to incompatible changes. The response body includes additional information about the problem.

TODO: Add example.

### PUT Implementation

A pseudo-code example of the PUT implementation on the server:

```
try:
    order = getOrder()
    if order:
        try:
            saveOrder()
        except conflict:
```

(continues on next page)

(continued from previous page)

```

        response.setStatus(409)
    # OK
    response.setStatus(200)
else:
    # Not Found
    response.setStatus(404)
except:
    # Internal Server Error
    response.setStatus(500)

```

TODO: Link to the real implementation...

## PUT Responses

Possible server responses for a PUT request are:

- *200 OK*
- *404 Not Found*
- *409 Conflict*
- *500 Internal Server Error*

## POST vs. PUT

Difference between POST and PUT:

- Use POST to create a resource identified by a service-generated URI
- Use POST to append a resource to a collection identified by a service-generated URI
- Use PUT to overwrite a resource

This follows [RFC 7231: HTTP 1.1: PUT Method](#).

## 1.4.5 Removing a Resource with DELETE

We can delete an existing resource by sending a DELETE request: http

```

DELETE /plone/folder/my-document HTTP/1.1
Accept: application/json
Authorization: Basic YWRtaW46c2VjcmV0

```

curl

```

curl -i -X DELETE http://nohost/plone/folder/my-document -H 'Accept: application/json
↵' --user admin:secret

```

httpie

```

http DELETE http://nohost/plone/folder/my-document Accept:application/json -a
↵admin:secret

```

python-requests

```
requests.delete('http://nohost/plone/folder/my-document', headers={
    'Accept': 'application/json',
}, auth=('admin', 'secret'))
```

A successful response will be indicated by a *204 No Content* response:

```
HTTP/1.1 204 No Content
```

## DELETE Implementation

A pseudo-code example of the DELETE implementation on the server:

```
try:
    order = getOrder()
    if order:
        if can_delete(order):
            # No Content
            response.setStatus(204)
        else:
            # Not Allowed
            response.setStatus(405)
    else:
        # Not Found
        response.setStatus(404)
except:
    # Internal Server Error
    response.setStatus(500)
```

TODO: Link to the real implementation...

## DELETE Responses

Possible responses to a delete request are:

- *204 No Content*
- *404 Not Found* (if the resource does not exist)
- *405 Method Not Allowed* (if deleting the resource is not allowed)
- *500 Internal Server Error*

### 1.4.6 Reordering sub resources

The resources contained within a resource can be reordered using the *ordering* key using a PATCH request on the container.

Use the *obj\_id* subkey to specify which resource to reorder. The subkey *delta* can be 'top', 'bottom', or a negative or positive integer for moving up or down.

Reordering resources within a subset of resources can be done using the *subset\_ids* subkey.

A response 400 BadRequest with a message 'Client/server ordering mismatch' will be returned if the value is not in the same order as serverside.

A response 400 BadRequest with a message 'Content ordering is not supported by this resource' will be returned if the container does not support ordering. http

```
PATCH /plone/folder/my-document HTTP/1.1
Accept: application/json
Authorization: Basic YWRtaW46c2VjcmV0
Content-Type: application/json

{
  "ordering": {"obj_id": "item_3", "delta": "top", "subset_ids": ["item_1", "item_3", "item5"]}
}
```

curl

```
curl -i -X PATCH http://nohost/plone/folder/my-document -H 'Accept: application/json' \
-H 'Content-Type: application/json' --data-raw '{"ordering": {"delta": "top", "obj_id": "item_3", "subset_ids": ["item_1", "item_3", "item5"]}}' --user admin:secret
```

httpie

```
echo '{
  "ordering": {
    "delta": "top",
    "obj_id": "item_3",
    "subset_ids": [
      "item_1",
      "item_3",
      "item5"
    ]
  }
}' | http PATCH http://nohost/plone/folder/my-document Accept:application/json \
Content-Type:application/json -a admin:secret
```

python-requests

```
requests.patch('http://nohost/plone/folder/my-document', headers={
    'Accept': 'application/json',
    'Content-Type': 'application/json',
}, json={
    'ordering': {
        'delta': 'top',
        'obj_id': 'item_3',
        'subset_ids': ['item_1', 'item_3', 'item5'],
    },
}, auth=('admin', 'secret'))
```

## 1.5 History

The @history endpoint exposes history and versioning information on previous versions of the content. Each change or workflow change on a content object or file is listed. It also allows to revert to a previous version of the file.

### 1.5.1 Listing the History of a Content Object

Listing versions and history of a resource: `http`

```
GET /plone/front-page/@history HTTP/1.1
Accept: application/json
Authorization: Basic YWRtaW46c2VjcmV0
```

curl

```
curl -i http://nohost/plone/front-page/@history -H 'Accept: application/json' --user_
↪admin:secret
```

httpie

```
http http://nohost/plone/front-page/@history Accept:application/json -a admin:secret
```

python-requests

```
requests.get('http://nohost/plone/front-page/@history', headers={
    'Accept': 'application/json',
}, auth=('admin', 'secret'))
```

```
HTTP/1.1 200 OK
Content-Type: application/json

[
  {
    "action": "Create",
    "actor": {
      "@id": "http://localhost:55001/plone/@users/test_user_1_",
      "fullname": "",
      "id": "test_user_1_",
      "username": "test-user"
    },
    "comments": "",
    "review_state": "private",
    "state_title": "Private",
    "time": "2016-10-21T19:00:00",
    "transition_title": "Create",
    "type": "workflow"
  },
  {
    "@id": "http://localhost:55001/plone/front-page/@history/0",
    "action": "Edited",
    "actor": {
      "@id": "http://localhost:55001/plone/@users/test-user",
      "fullname": "test-user",
      "id": "test-user",
      "username": null
    },
    "comments": "Initial version",
    "may_revert": true,
    "time": "2016-10-21T19:00:00",
    "transition_title": "Edited",
    "type": "versioning",
    "version": 0
  }
]
```

This following fields are returned:

- `action`: the workflow transition id, 'Edited' for versioning, or 'Create' for initial state.
- `actor`: the user who performed the action. This contains a subobject with the details.
- `comments`: a changenote
- `@id`: link to the content endpoint of this specific version.
- `may_revert`: true if the user has permission to revert.
- `time`: when this action occurred in ISO format.
- `transition_title`: the workflow transition's title, 'Edited' for versioning, or 'Create' for initial state.
- `type`: 'workflow' for workflow changes, 'versioning' for editing, or null for content creation.
- `version`: identifier for this specific version of the resource.

### 1.5.2 Get a Historical Version

Older versions of a resource can be retrieved by appending `version` to the `@history` endpoint url. `http`

```
GET /plone/folder/my-document/@history/0 HTTP/1.1
Accept: application/json
Authorization: Basic YWRtaW46c2VjcmV0
```

`curl`

```
curl -i http://nohost/plone/folder/my-document/@history/0 -H 'Accept: application/json
↪' --user admin:secret
```

`httpie`

```
http http://nohost/plone/folder/my-document/@history/0 Accept:application/json -a_
↪admin:secret
```

`python-requests`

```
requests.get('http://nohost/plone/folder/my-document/@history/0', headers={
    'Accept': 'application/json',
}, auth=('admin', 'secret'))
```

### 1.5.3 Revert to a Historical Version

Reverting to an older versions of a resource can be done by sending a PATCH request to the `@history` endpoint and appending the version you want to revert to. `http`

```
PATCH /plone/front-page/@history HTTP/1.1
Accept: application/json
Authorization: Basic YWRtaW46c2VjcmV0
Content-Type: application/json

{
    "version": 0
}
```

`curl`

```
curl -i -X PATCH http://nohost/plone/front-page/@history -H 'Accept: application/json'
↪ -H 'Content-Type: application/json' --data-raw '{"version": 0}' --user_
↪ admin:secret
```

httpie

```
echo '{
  "version": 0
}' | http PATCH http://nohost/plone/front-page/@history Accept:application/json_
↪ Content-Type:application/json -a admin:secret
```

python-requests

```
requests.patch('http://nohost/plone/front-page/@history', headers={
    'Accept': 'application/json',
    'Content-Type': 'application/json',
}, json={
    'version': 0,
}, auth=('admin', 'secret'))
```

```
HTTP/1.1 200 OK
Content-Type: application/json

{
  "message": "Welcome to Plone has been reverted to revision 0."
}
```

## 1.6 Batching

Representations of collection-like resources are batched / paginated if the size of the resultset exceeds the batching size:

```
{
  "@id": "http://.../folder/search",
  "batching": {
    "@id": "http://.../folder/search?b_size=10&b_start=20",
    "first": "http://.../plone/folder/search?b_size=10&b_start=0",
    "last": "http://.../plone/folder/search?b_size=10&b_start=170",
    "prev": "http://.../plone/folder/search?b_size=10&b_start=10",
    "next": "http://.../plone/folder/search?b_size=10&b_start=30"
  },
  "items": [
    "...",
  ],
  "items_total": 175,
}
```

If the entire resultset fits into a single batch page (as determined by `b_size`), the top-level `batching` links will be omitted.

## 1.6.1 Top-level attributes

Attribute	Description
@id	Canonical base URL for the resource, without any batching parameters
items	Current batch of items / members of the collection-like resource
items_total	Total number of items
batching	Batching related navigation links (see below)

## 1.6.2 Batching links

If, and only if, the resultset has been batched over several pages, the response body will contain a top-level attribute `batching` that contains batching links. These links that can be used to navigate batches in a Hypermedia fashion:

Attribute	Description
@id	Link to the current batch page
first	Link to the first batch page
prev	Link to the previous batch page ( <i>if applicable</i> )
next	Link to the next batch page ( <i>if applicable</i> )
last	Link to the last batch page

## 1.6.3 Parameters

Batching can be controlled with two query string parameters. In order to address a specific batch page, the `b_start` parameter can be used to request a specific batch page, containing `b_size` items starting from `b_start`.

Parameter	Description
<code>b_size</code>	Batch size (default is 25)
<code>b_start</code>	First item of the batch

Full example of a batched request and response: http

```
GET /plone/folder/@search?b_size=5&sort_on=path HTTP/1.1
Accept: application/json
Authorization: Basic YWRtaW46c2VjcmV0
```

curl

```
curl -i 'http://nohost/plone/folder/@search?b_size=5&sort_on=path' -H 'Accept:
↪application/json' --user admin:secret
```

httpie

```
http 'http://nohost/plone/folder/@search?b_size=5&sort_on=path' Accept:application/
↪json -a admin:secret
```

python-requests

```
requests.get('http://nohost/plone/folder/@search?b_size=5&sort_on=path', headers={
    'Accept': 'application/json',
}, auth=('admin', 'secret'))
```



```

HTTP/1.1 200 OK
Content-Type: application/json

{
  "@id": "http://localhost:55001/plone/folder/@search",
  "batching": {
    "@id": "http://localhost:55001/plone/folder/@search?b_size=5&sort_on=path",
    "first": "http://localhost:55001/plone/folder/@search?b_start=0&b_size=5&sort_
↪on=path",
    "last": "http://localhost:55001/plone/folder/@search?b_start=5&b_size=5&sort_
↪on=path",
    "next": "http://localhost:55001/plone/folder/@search?b_start=5&b_size=5&sort_
↪on=path"
  },
  "items": [
    {
      "@id": "http://localhost:55001/plone/folder",
      "@type": "Folder",
      "description": "",
      "review_state": "private",
      "title": "Folder"
    },
    {
      "@id": "http://localhost:55001/plone/folder/doc-1",
      "@type": "Document",
      "description": "",
      "review_state": "private",
      "title": "Document 1"
    },
    {
      "@id": "http://localhost:55001/plone/folder/doc-2",
      "@type": "Document",
      "description": "",
      "review_state": "private",
      "title": "Document 2"
    },
    {
      "@id": "http://localhost:55001/plone/folder/doc-3",
      "@type": "Document",
      "description": "",
      "review_state": "private",
      "title": "Document 3"
    },
    {
      "@id": "http://localhost:55001/plone/folder/doc-4",
      "@type": "Document",
      "description": "",
      "review_state": "private",
      "title": "Document 4"
    }
  ],
  "items_total": 8
}

```

## 1.7 Comments

Plone offers users to post comments on any content object with `plone.app.discussion`.

Commenting can be enabled globally, for specific content types and for single content objects.

When commenting is enabled on your content object, you can retrieve a list of all existing comments, add new comments, reply to existing comments or delete a comment.

### 1.7.1 Listing Comments

You can list the existing comment on a content object by sending a GET request to the URL of the content object and appending `'/@comments'`: http

```
GET /plone/front-page/@comments HTTP/1.1
Accept: application/json
Authorization: Basic YWRtaW46c2VjcmV0
```

curl

```
curl -i http://nohost/plone/front-page/@comments -H 'Accept: application/json' --user_
↪admin:secret
```

httpie

```
http http://nohost/plone/front-page/@comments Accept:application/json -a admin:secret
```

python-requests

```
requests.get('http://nohost/plone/front-page/@comments', headers={
    'Accept': 'application/json',
}, auth=('admin', 'secret'))
```

The server will respond with a *Status 200* and a batched list of all comments:

```
HTTP/1.1 200 OK
Content-Type: application/json

{
  "@id": "http://localhost:55001/plone/front-page/@comments",
  "items": [
    {
      "@id": "http://localhost:55001/plone/front-page/@comments/1477076400000000",
      "@parent": null,
      "@type": "Discussion Item",
      "author_name": null,
      "author_username": null,
      "comment_id": "1477076400000000",
      "creation_date": "2016-10-21T19:00:00",
      "in_reply_to": null,
      "is_deletable": true,
      "is_editable": true,
      "modification_date": "2016-10-21T19:00:00",
      "text": {
        "data": "Comment 1",
        "mime-type": "text/plain"
      }
    }
  ]
}
```

(continues on next page)

(continued from previous page)

```

    },
    "user_notification": null
  },
  {
    "@id": "http://localhost:55001/plone/front-page/@comments/14770764000000001",
    "@parent": "http://localhost:55001/plone/front-page/@comments/14770764000000000",
    "@type": "Discussion Item",
    "author_name": null,
    "author_username": null,
    "comment_id": "14770764000000001",
    "creation_date": "2016-10-21T19:00:00",
    "in_reply_to": "14770764000000000",
    "is_deletable": true,
    "is_editable": true,
    "modification_date": "2016-10-21T19:00:00",
    "text": {
      "data": "Comment 1.1",
      "mime-type": "text/plain"
    },
    "user_notification": null
  }
],
"items_total": 2
}

```

These following fields are returned:

- @id: Link to the current endpoint
- items: a list of comments for the current resource
- items\_total: the total number of comments for the resource
- batching: batching information

The items attribute returns a list of comments, each comment provides the following fields:

- @id: hyperlink to the comment
- @parent: (optional) the parent comment
- author\_name: the full name of the author of this comment
- author\_username: the username of the author of this comment
- comment\_id: the comment ID uniquely identifies the comment
- in\_reply\_to: the comment ID of the parent comment
- creation\_date: when the comment was placed
- modification\_date: when the comment was last updated
- text: contains a 'mime-type' and 'text' attribute with the text of the comment. Default mime-type is 'text/plain'.
- user\_notification: boolean value to indicate if the author of the comment requested notifications on replies

## 1.7.2 Adding a Comment

To add a new comment to a content object, send a POST request to the URL of the content object and append `'/@comments'` to the URL. The body of the request needs to contain a JSON structure with a 'text' attribute that contains the

comment text: http

```
POST /plone/front-page/@comments/ HTTP/1.1
Accept: application/json
Authorization: Basic YWRtaW46c2VjcmV0
Content-Type: application/json

{
  "text": "My comment"
}
```

curl

```
curl -i -X POST http://nohost/plone/front-page/@comments/ -H 'Accept: application/json' -H 'Content-Type: application/json' --data-raw '{"text": "My comment"}' --user admin:secret
```

httpie

```
echo '{
  "text": "My comment"
}' | http POST http://nohost/plone/front-page/@comments/ Accept:application/json Content-Type:application/json -a admin:secret
```

python-requests

```
requests.post('http://nohost/plone/front-page/@comments/', headers={
    'Accept': 'application/json',
    'Content-Type': 'application/json',
}, json={
    'text': 'My comment',
}, auth=('admin', 'secret'))
```

If the creation of the comment has been successful, the server will respond with a *204 No Content* status and the URL of the newly created comment in the location header:

```
HTTP/1.1 204 No Content
Location: http://localhost:55001/plone/front-page/@comments/123456
```

### 1.7.3 Replying to a Comment

To add a direct reply to an existing comment, send a POST request to the URL of the comment you want to reply to. The body of the request needs to contain a JSON structure with a 'text' attribute that contains the comment text: http

```
POST /plone/front-page/@comments/123456 HTTP/1.1
Accept: application/json
Authorization: Basic YWRtaW46c2VjcmV0
Content-Type: application/json

{
  "text": "My reply"
}
```

curl

```
curl -i -X POST http://nohost/plone/front-page/@comments/123456 -H 'Accept:
↪application/json' -H 'Content-Type: application/json' --data-raw '{"text": "My reply
↪"}' --user admin:secret
```

httpie

```
echo '{
  "text": "My reply"
}' | http POST http://nohost/plone/front-page/@comments/123456 Accept:application/
↪json Content-Type:application/json -a admin:secret
```

python-requests

```
requests.post('http://nohost/plone/front-page/@comments/123456', headers={
  'Accept': 'application/json',
  'Content-Type': 'application/json',
}, json={
  'text': 'My reply',
}, auth=('admin', 'secret'))
```

If the creation of the comment has been successful, the server will respond with a *204 No Content* status and the URL of the newly created comment in the location header:

```
HTTP/1.1 204 No Content
Location: http://localhost:55001/plone/front-page/@comments/123456
```

## 1.7.4 Updating a Comment

..note: The permission to update a comment is, by default, only granted to the creator (owner role) of the comment.

An existing comment can be updated by sending a PATCH request to the URL of the comment. The request body needs to contain a JSON structure with at least a 'text' attribute: http

```
PATCH /plone/front-page/@comments/123456 HTTP/1.1
Accept: application/json
Authorization: Basic YWRtaW46c2VjcmV0
Content-Type: application/json

{
  "text": "My NEW comment"
}
```

curl

```
curl -i -X PATCH http://nohost/plone/front-page/@comments/123456 -H 'Accept:
↪application/json' -H 'Content-Type: application/json' --data-raw '{"text": "My NEW
↪comment"}' --user admin:secret
```

httpie

```
echo '{
  "text": "My NEW comment"
}' | http PATCH http://nohost/plone/front-page/@comments/123456 Accept:application/
↪json Content-Type:application/json -a admin:secret
```

python-requests

```
requests.patch('http://nohost/plone/front-page/@comments/123456', headers={
    'Accept': 'application/json',
    'Content-Type': 'application/json',
}, json={
    'text': 'My NEW comment',
}, auth=('admin', 'secret'))
```

The server will respond with a *204 No Content* response and a location header with the comment URL when the comment has been updated successfully:

```
HTTP/1.1 204 No Content
Location: http://localhost:55001/plone/front-page/@comments/123456
```

## 1.7.5 Deleting a Comment

An existing comment can be deleted by sending a DELETE request to the URL of the comment.

..note: Deleting a comment will, by default, also delete all existing replies to that comment. http

```
DELETE /plone/front-page/@comments/123456 HTTP/1.1
Accept: application/json
Authorization: Basic YWRtaW46c2VjcmV0
```

curl

```
curl -i -X DELETE http://nohost/plone/front-page/@comments/123456 -H 'Accept: application/json' --user admin:secret
```

httpie

```
http DELETE http://nohost/plone/front-page/@comments/123456 Accept:application/json -a admin:secret
```

python-requests

```
requests.delete('http://nohost/plone/front-page/@comments/123456', headers={
    'Accept': 'application/json',
}, auth=('admin', 'secret'))
```

When the comment has been deleted successfully, the server will respond with a *204 No Content* response:

```
HTTP/1.1 204 No Content
```

## 1.8 Copy / Move

### 1.8.1 Copying an object

To copy a content object send a POST request to the `/@copy` endpoint at the destinations url with the source object specified in the request body. The source object can be specified either by url, path, UID or intid. http

```
POST /plone/@copy HTTP/1.1
Accept: application/json
Authorization: Basic YWRtaW46c2VjcmV0
Content-Type: application/json

{
  "source": "http://localhost:55001/plone/front-page"
}
```

curl

```
curl -i -X POST http://nohost/plone/@copy -H 'Accept: application/json' -H 'Content-
↪Type: application/json' --data-raw '{"source": "http://localhost:55001/plone/front-
↪page"}' --user admin:secret
```

httpie

```
echo '{
  "source": "http://localhost:55001/plone/front-page"
}' | http POST http://nohost/plone/@copy Accept:application/json Content-
↪Type:application/json -a admin:secret
```

python-requests

```
requests.post('http://nohost/plone/@copy', headers={
    'Accept': 'application/json',
    'Content-Type': 'application/json',
}, json={
    'source': 'http://localhost:55001/plone/front-page',
}, auth=('admin', 'secret'))
```

If the copy operation succeeds, the server will respond with status 200 (OK) and return the new and old url of the copied object.

```
HTTP/1.1 200 OK
Content-Type: application/json

[
  {
    "source": "http://localhost:55001/plone/front-page",
    "target": "http://localhost:55001/plone/copy_of_front-page"
  }
]
```

## 1.8.2 Moving an object

To move a content object send a POST request to the `/@move` endpoint at the destinations url with the source object specified in the request body. The source object can be specified either by url, path, UID or intid. http

```
POST /plone/folder/@move HTTP/1.1
Accept: application/json
Authorization: Basic YWRtaW46c2VjcmV0
Content-Type: application/json

{
```

(continues on next page)

(continued from previous page)

```
"source": "http://localhost:55001/plone/front-page"
}
```

curl

```
curl -i -X POST http://nohost/plone/folder/@move -H 'Accept: application/json' -H
↳ 'Content-Type: application/json' --data-raw '{"source": "http://localhost:55001/
↳ plone/front-page"}' --user admin:secret
```

httpie

```
echo '{
  "source": "http://localhost:55001/plone/front-page"
}' | http POST http://nohost/plone/folder/@move Accept:application/json Content-
↳ Type:application/json -a admin:secret
```

python-requests

```
requests.post('http://nohost/plone/folder/@move', headers={
    'Accept': 'application/json',
    'Content-Type': 'application/json',
}, json={
    'source': 'http://localhost:55001/plone/front-page',
}, auth=('admin', 'secret'))
```

If the move operation succeeds, the server will respond with status 200 (OK) and return the new and old url of the moved object.

```
HTTP/1.1 200 OK
Content-Type: application/json

[
  {
    "source": "http://localhost:55001/plone/front-page",
    "target": "http://localhost:55001/plone/folder/front-page"
  }
]
```

### 1.8.3 Copying/moving multiple objects

Multiple objects can be moved/copied by giving a list of sources. http

```
POST /plone/@copy HTTP/1.1
Accept: application/json
Authorization: Basic YWRtaW46c2VjcmV0
Content-Type: application/json

{
  "source": [
    "http://localhost:55001/plone/front-page",
    "http://localhost:55001/plone/newsitem"
  ]
}
```

curl



```
curl -i -X POST http://nohost/plone/@copy -H 'Accept: application/json' -H 'Content-
↪Type: application/json' --data-raw '{"source": ["http://localhost:55001/plone/front-
↪page", "http://localhost:55001/plone/newsitem"]}' --user admin:secret
```

httpie

```
echo '{
  "source": [
    "http://localhost:55001/plone/front-page",
    "http://localhost:55001/plone/newsitem"
  ]
}' | http POST http://nohost/plone/@copy Accept:application/json Content-
↪Type:application/json -a admin:secret
```

python-requests

```
requests.post('http://nohost/plone/@copy', headers={
  'Accept': 'application/json',
  'Content-Type': 'application/json',
}, json={
  'source': ['http://localhost:55001/plone/front-page', 'http://localhost:55001/
↪plone/newsitem'],
}, auth=('admin', 'secret'))
```

If the operation succeeds, the server will respond with status 200 (OK) and return the new and old urls for each copied/moved object.

```
HTTP/1.1 200 OK
Content-Type: application/json

[
  {
    "source": "http://localhost:55001/plone/front-page",
    "target": "http://localhost:55001/plone/copy_of_front-page"
  },
  {
    "source": "http://localhost:55001/plone/newsitem",
    "target": "http://localhost:55001/plone/copy_of_newsitem"
  }
]
```

## 1.9 Expansion

Expansion is a mechanism in plone.restapi to embed additional “components”, such as navigation, breadcrumbs, schema, or workflow within the main content response. This helps the API consumers to avoid unnecessary request.

Say you want to show a document in Plone together with the breadcrumbs and a workflow switcher. Instead of doing three individual requests, you can just expand the breadcrumbs and the workflow “components” within the document GET request.

The list of expandable components is listed in the “@components” attribute in the response of any content GET request:

```
GET /plone/front-page HTTP/1.1
Accept: application/json
Authorization: Basic YWRtaW46c2VjcmV0
```

(continues on next page)

(continued from previous page)

```
{
  "@id": "http://localhost:55001/plone/front-page",
  "@type": "Document",
  "@components": [
    {"@id": "http://localhost:55001/plone/front-page/@actions"},
    {"@id": "http://localhost:55001/plone/front-page/@breadcrumbs"},
    {"@id": "http://localhost:55001/plone/front-page/@navigation"},
    {"@id": "http://localhost:55001/plone/front-page/@types"},
    {"@id": "http://localhost:55001/plone/front-page/@workflow"},
    ...
  ],
  "UID": "1f699ffa110e45afb1ba502f75f7ec33",
  "title": "Welcome to Plone",
  ...
}
```

Request (unexpanded): http

```
GET /plone/front-page HTTP/1.1
Accept: application/json
Authorization: Basic YWRtaW46c2VjcmV0
```

curl

```
curl -i http://nohost/plone/front-page -H 'Accept: application/json' --user_
↪admin:secret
```

httpie

```
http http://nohost/plone/front-page Accept:application/json -a admin:secret
```

python-requests

```
requests.get('http://nohost/plone/front-page', headers={
    'Accept': 'application/json',
}, auth=('admin', 'secret'))
```

Response (unexpanded):

```
HTTP/1.1 200 OK
Content-Type: application/json

{
  "@components": {
    "actions": {
      "@id": "http://localhost:55001/plone/front-page/@actions"
    },
    "breadcrumbs": {
      "@id": "http://localhost:55001/plone/front-page/@breadcrumbs"
    },
    "navigation": {
      "@id": "http://localhost:55001/plone/front-page/@navigation"
    },
    "types": {
      "@id": "http://localhost:55001/plone/front-page/@types"
    }
  }
}
```

(continues on next page)

(continued from previous page)

```

    },
    "workflow": {
      "@id": "http://localhost:55001/plone/front-page/@workflow"
    }
  },
  "@id": "http://localhost:55001/plone/front-page",
  "@type": "Document",
  "UID": "SomeUUID00000000000000000000000000000001",
  "allow_discussion": false,
  "changeNote": "",
  "contributors": [],
  "created": "2016-01-21T01:14:48+00:00",
  "creators": [
    "test_user_1_"
  ],
  "description": "Congratulations! You have successfully installed Plone.",
  "effective": null,
  "exclude_from_nav": false,
  "expires": null,
  "id": "front-page",
  "is_folderish": false,
  "language": "",
  "layout": "document_view",
  "modified": "2016-01-21T01:24:11+00:00",
  "parent": {
    "@id": "http://localhost:55001/plone",
    "@type": "Plone Site",
    "description": "",
    "title": "Plone site"
  },
  "relatedItems": [],
  "review_state": "private",
  "rights": "",
  "subjects": [],
  "table_of_contents": null,
  "text": {
    "content-type": "text/plain",
    "data": "<p>If you're seeing this instead of the web site you were expecting,  

    ↪ the owner of this web site has just installed Plone. Do not contact the Plone Team,  

    ↪ or the Plone mailing lists about this.</p>",
    "encoding": "utf-8"
  },
  "title": "Welcome to Plone",
  "version": "current",
  "versioning_enabled": true
}

```

In order to expand and embed one or more components, use the `expand` GET parameter and provide either a single component or a comma-separated list of the components you want to embed. Say you want to expand the breadcrumbs component: `http`

```

GET /plone/front-page?expand=breadcrumbs HTTP/1.1
Accept: application/json
Authorization: Basic YWRtaW46c2VjcmV0

```

`curl`

```
curl -i 'http://nohost/plone/front-page?expand=breadcrumbs' -H 'Accept: application/
↪json' --user admin:secret
```

#### httplib

```
http 'http://nohost/plone/front-page?expand=breadcrumbs' Accept:application/json -a_
↪admin:secret
```

#### python-requests

```
requests.get('http://nohost/plone/front-page?expand=breadcrumbs', headers={
    'Accept': 'application/json',
}, auth=('admin', 'secret'))
```

#### Response (breadcrumbs expanded):

```
HTTP/1.1 200 OK
Content-Type: application/json

{
  "@components": {
    "actions": {
      "@id": "http://localhost:55001/plone/front-page/@actions"
    },
    "breadcrumbs": {
      "@id": "http://localhost:55001/plone/front-page/@breadcrumbs",
      "items": [
        {
          "@id": "http://localhost:55001/plone/front-page",
          "title": "Welcome to Plone"
        }
      ]
    },
    "navigation": {
      "@id": "http://localhost:55001/plone/front-page/@navigation"
    },
    "types": {
      "@id": "http://localhost:55001/plone/front-page/@types"
    },
    "workflow": {
      "@id": "http://localhost:55001/plone/front-page/@workflow"
    }
  },
  "@id": "http://localhost:55001/plone/front-page",
  "@type": "Document",
  "UID": "SomeUUID000000000000000000000001",
  "allow_discussion": false,
  "changeNote": "",
  "contributors": [],
  "created": "2016-01-21T01:14:48+00:00",
  "creators": [
    "test_user_1_"
  ],
  "description": "Congratulations! You have successfully installed Plone.",
  "effective": null,
  "exclude_from_nav": false,
  "expires": null,
```

(continues on next page)

(continued from previous page)

```

"id": "front-page",
"is_folderish": false,
"language": "",
"layout": "document_view",
"modified": "2016-01-21T01:24:11+00:00",
"parent": {
  "@id": "http://localhost:55001/plone",
  "@type": "Plone Site",
  "description": "",
  "title": "Plone site"
},
"relatedItems": [],
"review_state": "private",
"rights": "",
"subjects": [],
"table_of_contents": null,
"text": {
  "content-type": "text/plain",
  "data": "<p>If you're seeing this instead of the web site you were expecting,
↳ the owner of this web site has just installed Plone. Do not contact the Plone Team,
↳ or the Plone mailing lists about this.</p>",
  "encoding": "utf-8"
},
"title": "Welcome to Plone",
"version": "current",
"versioning_enabled": true
}

```

Here is an example of a request that expands all possible expansions: http

```

GET /plone/front-page?expand=actions,breadcrumbs,navigation,workflow,types HTTP/1.1
Accept: application/json
Authorization: Basic YWRtaW46c2VjcmV0

```

curl

```

curl -i 'http://nohost/plone/front-page?expand=actions,breadcrumbs,navigation,
↳workflow,types' -H 'Accept: application/json' --user admin:secret

```

httpie

```

http 'http://nohost/plone/front-page?expand=actions,breadcrumbs,navigation,workflow,
↳types' Accept:application/json -a admin:secret

```

python-requests

```

requests.get('http://nohost/plone/front-page?expand=actions,breadcrumbs,navigation,
↳workflow,types', headers={
  'Accept': 'application/json',
}, auth=('admin', 'secret'))

```

And the response:

```

HTTP/1.1 200 OK
Content-Type: application/json

```

(continues on next page)

```
{
  "@components": {
    "actions": {
      "document_actions": [],
      "object": [
        {
          "icon": "",
          "id": "view",
          "title": "View"
        },
        {
          "icon": "",
          "id": "edit",
          "title": "Edit"
        },
        {
          "icon": "",
          "id": "folderContents",
          "title": "Contents"
        },
        {
          "icon": "",
          "id": "history",
          "title": "History"
        },
        {
          "icon": "",
          "id": "local_roles",
          "title": "Sharing"
        }
      ],
      "object_buttons": [
        {
          "icon": "",
          "id": "cut",
          "title": "Cut"
        },
        {
          "icon": "",
          "id": "copy",
          "title": "Copy"
        },
        {
          "icon": "",
          "id": "delete",
          "title": "Delete"
        },
        {
          "icon": "",
          "id": "rename",
          "title": "Rename"
        },
        {
          "icon": "",
          "id": "redirection",
          "title": "URL Management"
        }
      ]
    }
  }
}
```

(continues on next page)

(continued from previous page)

```
],
  "portal_tabs": [
    {
      "icon": "",
      "id": "index_html",
      "title": "Home"
    }
  ],
  "site_actions": [
    {
      "icon": "",
      "id": "sitemap",
      "title": "Site Map"
    },
    {
      "icon": "",
      "id": "accessibility",
      "title": "Accessibility"
    },
    {
      "icon": "",
      "id": "contact",
      "title": "Contact"
    }
  ],
  "user": [
    {
      "icon": "",
      "id": "preferences",
      "title": "Preferences"
    },
    {
      "icon": "",
      "id": "dashboard",
      "title": "Dashboard"
    },
    {
      "icon": "",
      "id": "plone_setup",
      "title": "Site Setup"
    },
    {
      "icon": "",
      "id": "logout",
      "title": "Log out"
    }
  ]
},
"breadcrumbs": {
  "@id": "http://localhost:55001/plone/front-page/@breadcrumbs",
  "items": [
    {
      "@id": "http://localhost:55001/plone/front-page",
      "title": "Welcome to Plone"
    }
  ]
}
},
```

(continues on next page)

(continued from previous page)

```
"navigation": {
  "@id": "http://localhost:55001/plone/front-page/@navigation",
  "items": [
    {
      "@id": "http://localhost:55001/plone",
      "description": "",
      "title": "Home"
    },
    {
      "@id": "http://localhost:55001/plone/front-page",
      "description": "Congratulations! You have successfully installed Plone.",
      "title": "Welcome to Plone"
    }
  ]
},
"types": [
  {
    "@id": "http://localhost:55001/plone/@types/Collection",
    "addable": false,
    "title": "Collection"
  },
  {
    "@id": "http://localhost:55001/plone/@types/DXTestDocument",
    "addable": false,
    "title": "DX Test Document"
  },
  {
    "@id": "http://localhost:55001/plone/@types/Event",
    "addable": false,
    "title": "Event"
  },
  {
    "@id": "http://localhost:55001/plone/@types/File",
    "addable": false,
    "title": "File"
  },
  {
    "@id": "http://localhost:55001/plone/@types/Folder",
    "addable": false,
    "title": "Folder"
  },
  {
    "@id": "http://localhost:55001/plone/@types/Image",
    "addable": false,
    "title": "Image"
  },
  {
    "@id": "http://localhost:55001/plone/@types/Link",
    "addable": false,
    "title": "Link"
  },
  {
    "@id": "http://localhost:55001/plone/@types/News Item",
    "addable": false,
    "title": "News Item"
  },
  {
```

(continues on next page)



(continued from previous page)

```

    "@id": "http://localhost:55001/plone/@types/Document",
    "addable": false,
    "title": "Page"
  }
],
"workflow": {
  "@id": "http://localhost:55001/plone/front-page/@workflow",
  "history": [
    {
      "action": null,
      "actor": "test_user_1_",
      "comments": "",
      "review_state": "private",
      "time": "2016-10-21T19:00:00+00:00",
      "title": "Private"
    }
  ],
  "transitions": [
    {
      "@id": "http://localhost:55001/plone/front-page/@workflow/publish",
      "title": "Publish"
    },
    {
      "@id": "http://localhost:55001/plone/front-page/@workflow/submit",
      "title": "Submit for publication"
    }
  ]
}
},
"@id": "http://localhost:55001/plone/front-page",
"@type": "Document",
"UID": "SomeUUID000000000000000000000001",
"allow_discussion": false,
"changeNote": "",
"contributors": [],
"created": "2016-01-21T01:14:48+00:00",
"creators": [
  "test_user_1_"
],
"description": "Congratulations! You have successfully installed Plone.",
"effective": null,
"exclude_from_nav": false,
"expires": null,
"id": "front-page",
"is_folderish": false,
"language": "",
"layout": "document_view",
"modified": "2016-01-21T01:24:11+00:00",
"parent": {
  "@id": "http://localhost:55001/plone",
  "@type": "Plone Site",
  "description": "",
  "title": "Plone site"
},
"relatedItems": [],
"review_state": "private",
"rights": "",

```

(continues on next page)

(continued from previous page)

```

"subjects": [],
"table_of_contents": null,
"text": {
  "content-type": "text/plain",
  "data": "<p>If you're seeing this instead of the web site you were expecting,
↳ the owner of this web site has just installed Plone. Do not contact the Plone Team,
↳ or the Plone mailing lists about this.</p>",
  "encoding": "utf-8"
},
"title": "Welcome to Plone",
"version": "current",
"versioning_enabled": true
}

```

## 1.10 Portal Actions

Plone has the concept of configurable actions (called “portal\_actions”). Each actions defines an id, a title, the required permissions and a condition that will be checked to decide if the action will be available for a user. Actions are sorted by categories.

Actions can be used to build UI elements that adapt to the available actions. An example is the Plone toolbar where the “object\_tabs” (view, edit, folder contents, sharing) and the “user\_actions” (login, logout, preferences) are used to display the user only the actions that are allowed for the currently logged in user.

The available actions for the currently logged in user can be retrieved by calling the @actions endpoint on a specific context. This also works for not authenticated users.

### 1.10.1 Listing available actions

To list the available actions, send a GET request to the ‘@actions’ endpoint on a specific content object: http

```

GET /plone/@actions HTTP/1.1
Accept: application/json
Authorization: Basic YWRtaW46c2VjcmV0

```

curl

```
curl -i http://nohost/plone/@actions -H 'Accept: application/json' --user admin:secret
```

httplib

```
http http://nohost/plone/@actions Accept:application/json -a admin:secret
```

python-requests

```

requests.get('http://nohost/plone/@actions', headers={
  'Accept': 'application/json',
}, auth=('admin', 'secret'))

```

The server will respond with a *200 OK* status code. The JSON response contains the available actions categories (object, object\_buttons, user) on the top level. Each category contains a list of the available actions in that category:

```
HTTP/1.1 200 OK
Content-Type: application/json
```

```
{
  "object": [
    {
      "icon": "",
      "id": "view",
      "title": "View"
    },
    {
      "icon": "",
      "id": "edit",
      "title": "Edit"
    },
    {
      "icon": "",
      "id": "folderContents",
      "title": "Contents"
    },
    {
      "icon": "",
      "id": "history",
      "title": "History"
    },
    {
      "icon": "",
      "id": "local_roles",
      "title": "Sharing"
    }
  ],
  "object_buttons": [
    {
      "icon": "",
      "id": "cut",
      "title": "Cut"
    },
    {
      "icon": "",
      "id": "copy",
      "title": "Copy"
    },
    {
      "icon": "",
      "id": "delete",
      "title": "Delete"
    },
    {
      "icon": "",
      "id": "rename",
      "title": "Rename"
    }
  ],
  "user": [
    {
      "icon": "",
      "id": "preferences",
```

(continues on next page)

(continued from previous page)

```

    "title": "Preferences"
  },
  {
    "icon": "",
    "id": "plone_setup",
    "title": "Site Setup"
  },
  {
    "icon": "",
    "id": "logout",
    "title": "Log out"
  }
]
}

```

If you want to limit the categories that are returned, pass one or more parameters `categories:list`, i.e. `@action?categories:list=object&categories:list=user`.

## 1.11 Workflow

**Note:** Currently the workflow support is limited to executing transitions on content.

In Plone, content almost always has a *workflow* attached. We can get the current state and history of an object by issuing a GET request using on any context: `http`

```

GET /plone/front-page/@workflow HTTP/1.1
Accept: application/json
Authorization: Basic YWRtaW46c2VjcmV0

```

`curl`

```

curl -i http://nohost/plone/front-page/@workflow -H 'Accept: application/json' --user_
↪admin:secret

```

`httpie`

```

http http://nohost/plone/front-page/@workflow Accept:application/json -a admin:secret

```

`python-requests`

```

requests.get('http://nohost/plone/front-page/@workflow', headers={
    'Accept': 'application/json',
}, auth=('admin', 'secret'))

```

```

HTTP/1.1 200 OK
Content-Type: application/json

{
  "@id": "http://localhost:55001/plone/front-page/@workflow",
  "history": [
    {
      "action": null,

```

(continues on next page)

(continued from previous page)

```

    "actor": "test_user_1",
    "comments": "",
    "review_state": "private",
    "time": "2016-10-21T19:00:00+00:00",
    "title": "Private"
  }
],
"transitions": [
  {
    "@id": "http://localhost:55001/plone/front-page/@workflow/publish",
    "title": "Publish"
  },
  {
    "@id": "http://localhost:55001/plone/front-page/@workflow/submit",
    "title": "Submit for publication"
  }
]
}

```

Now, if we want to change the state of the front page to publish, we would proceed by issuing a POST request to the given URL: `http`

```

POST /plone/front-page/@workflow/publish HTTP/1.1
Accept: application/json
Authorization: Basic YWRtaW46c2VjcmV0

```

`curl`

```

curl -i -X POST http://nohost/plone/front-page/@workflow/publish -H 'Accept:
↪application/json' --user admin:secret

```

`httpie`

```

http POST http://nohost/plone/front-page/@workflow/publish Accept:application/json -a
↪admin:secret

```

`python-requests`

```

requests.post('http://nohost/plone/front-page/@workflow/publish', headers={
    'Accept': 'application/json',
}, auth=('admin', 'secret'))

```

```

HTTP/1.1 200 OK
Content-Type: application/json

{
  "action": "publish",
  "actor": "admin",
  "comments": "",
  "review_state": "published",
  "time": "2016-10-21T19:05:00+00:00",
  "title": "Published with accent \u00e9"
}

```

We can also also change the state recursively for all contained items, provide a comment and set effective and expiration dates: `http`

```
POST /plone/folder/@workflow/publish HTTP/1.1
Accept: application/json
Authorization: Basic YWRtaW46c2VjcmV0
Content-Type: application/json

{
  "comment": "Publishing my folder...",
  "effective": "2018-01-21T08:00:00",
  "expires": "2019-01-21T08:00:00",
  "include_children": true
}
```

### curl

```
curl -i -X POST http://nohost/plone/folder/@workflow/publish -H 'Accept: application/
↪json' -H 'Content-Type: application/json' --data-raw '{"comment": "Publishing my_
↪folder...", "effective": "2018-01-21T08:00:00", "expires": "2019-01-21T08:00:00",
↪"include_children": true}' --user admin:secret
```

### httpie

```
echo '{
  "comment": "Publishing my folder...",
  "effective": "2018-01-21T08:00:00",
  "expires": "2019-01-21T08:00:00",
  "include_children": true
}' | http POST http://nohost/plone/folder/@workflow/publish Accept:application/json_
↪Content-Type:application/json -a admin:secret
```

### python-requests

```
requests.post('http://nohost/plone/folder/@workflow/publish', headers={
  'Accept': 'application/json',
  'Content-Type': 'application/json',
}, json={
  'comment': 'Publishing my folder...',
  'effective': '2018-01-21T08:00:00',
  'expires': '2019-01-21T08:00:00',
  'include_children': True,
}, auth=('admin', 'secret'))
```

```
HTTP/1.1 200 OK
Content-Type: application/json

{
  "action": "publish",
  "actor": "admin",
  "comments": "Publishing my folder...",
  "review_state": "published",
  "time": "2016-10-21T19:05:00+00:00",
  "title": "Published with accent \u00e9"
}
```

## 1.12 Locking

Locking is a mechanism to prevent users from accidentally overriding each others changes.

When a user edits a content object in Plone, the object is locked until the user hits the save or cancel button. If a second user tries to edit the object at the same time, she will see a message that this object is locked.

### 1.12.1 Locking an object

To lock an object send a POST request to the `/@lock` endpoint that is available on any content object in Plone: `http`

```
POST /plone/front-page/@lock HTTP/1.1
Accept: application/json
Authorization: Basic YWRtaW46c2VjcmV0
```

`curl`

```
curl -i -X POST http://nohost/plone/front-page/@lock -H 'Accept: application/json' --
  ↪user admin:secret
```

`httpie`

```
http POST http://nohost/plone/front-page/@lock Accept:application/json -a admin:secret
```

`python-requests`

```
requests.post('http://nohost/plone/front-page/@lock', headers={
    'Accept': 'application/json',
}, auth=('admin', 'secret'))
```

If the lock operation succeeds, the server will respond with status `200 OK` and return various information about the lock including the lock token. The token is needed in later requests to update the locked object.

```
HTTP/1.1 200 OK
Content-Type: application/json

{
  "creator": "admin",
  "locked": true,
  "name": "plone.locking.stealable",
  "stealable": true,
  "time": 1477076400.0,
  "timeout": 600,
  "token": "0.684672730996-0.25195226375-00105A989226:1477076400.000"
}
```

By default, locks are stealable. That means that another user can unlock the object. If you want to create a non-stealable lock, pass `"stealable": false` in the request body.

To create a lock with a non-default timeout, you can pass the the timeout value in seconds in the request body.

The following example creates a non-stealable lock with a timeout of 1h. `http`

```
POST /plone/front-page/@lock HTTP/1.1
Accept: application/json
Authorization: Basic YWRtaW46c2VjcmV0
```

(continues on next page)

(continued from previous page)

```
Content-Type: application/json

{
  "stealable": false,
  "timeout": 3600
}
```

curl

```
curl -i -X POST http://nohost/plone/front-page/@lock -H 'Accept: application/json' -H
↪'Content-Type: application/json' --data-raw '{"stealable": false, "timeout": 3600}' ↪
↪--user admin:secret
```

httpie

```
echo '{
  "stealable": false,
  "timeout": 3600
}' | http POST http://nohost/plone/front-page/@lock Accept:application/json Content-
↪Type:application/json -a admin:secret
```

python-requests

```
requests.post('http://nohost/plone/front-page/@lock', headers={
  'Accept': 'application/json',
  'Content-Type': 'application/json',
}, json={
  'stealable': False,
  'timeout': 3600,
}, auth=('admin', 'secret'))
```

The server responds with status *200 OK* and returns the lock information.

```
HTTP/1.1 200 OK
Content-Type: application/json

{
  "creator": "admin",
  "locked": true,
  "name": "plone.locking.stealable",
  "stealable": true,
  "time": 1477076400.0,
  "timeout": 3600,
  "token": "0.684672730996-0.25195226375-00105A989226:1477076400.000"
}
```

## 1.12.2 Unlocking an object

To unlock an object send a POST request to the `/@unlock` endpoint. http

```
POST /plone/front-page/@unlock HTTP/1.1
Accept: application/json
Authorization: Basic YWRtaW46c2VjcmV0
```

curl



```
curl -i -X POST http://nohost/plone/front-page/@unlock -H 'Accept: application/json' -
↳-user admin:secret
```

httpie

```
http POST http://nohost/plone/front-page/@unlock Accept:application/json -a
↳admin:secret
```

python-requests

```
requests.post('http://nohost/plone/front-page/@unlock', headers={
    'Accept': 'application/json',
}, auth=('admin', 'secret'))
```

The server responds with status *200 OK* and returns the lock information.

```
HTTP/1.1 200 OK
Content-Type: application/json

{
  "locked": false,
  "stealable": true
}
```

### 1.12.3 Refreshing a lock

An existing lock can be refreshed by sending a POST request to the `@refresh-lock` endpoint. `http`

```
POST /plone/front-page/@refresh-lock HTTP/1.1
Accept: application/json
Authorization: Basic YWRtaW46c2VjcmV0
```

curl

```
curl -i -X POST http://nohost/plone/front-page/@refresh-lock -H 'Accept: application/
↳json' --user admin:secret
```

httpie

```
http POST http://nohost/plone/front-page/@refresh-lock Accept:application/json -a
↳admin:secret
```

python-requests

```
requests.post('http://nohost/plone/front-page/@refresh-lock', headers={
    'Accept': 'application/json',
}, auth=('admin', 'secret'))
```

The server responds with status *200 OK* and returns the lock information containing the updated creation time.

```
HTTP/1.1 200 OK
Content-Type: application/json

{
  "creator": "admin",
```

(continues on next page)

(continued from previous page)

```
"locked": true,  
"name": "plone.locking.stealable",  
"stealable": true,  
"time": 1477076400.0,  
"timeout": 600,  
"token": "0.684672730996-0.25195226375-00105A989226:1477076400.000"  
}
```

## 1.12.4 Getting lock information

To find out if an object is locked or to get information about the current lock you can send a GET request to the `@lock` endpoint. `http`

```
GET /plone/front-page/@lock HTTP/1.1  
Accept: application/json  
Authorization: Basic YWRtaW46c2VjcmV0
```

`curl`

```
curl -i http://nohost/plone/front-page/@lock -H 'Accept:application/json' --user_  
↪admin:secret
```

`httpie`

```
http http://nohost/plone/front-page/@lock Accept:application/json -a admin:secret
```

`python-requests`

```
requests.get('http://nohost/plone/front-page/@lock', headers={  
    'Accept': 'application/json',  
}, auth=('admin', 'secret'))
```

The server responds with status `200 OK` and returns the information about the lock.

```
HTTP/1.1 200 OK  
Content-Type: application/json  
  
{  
  "locked": false,  
  "stealable": true  
}
```

## 1.12.5 Updating a locked object

To update a locked object with a PATCH request, you have to provide the lock token with the `Lock-Token` header. `http`

```
PATCH /plone/front-page HTTP/1.1  
Accept: application/json  
Authorization: Basic YWRtaW46c2VjcmV0  
Lock-Token: 0.684672730996-0.25195226375-00105A989226:1477076400.000  
Content-Type: application/json
```

(continues on next page)

(continued from previous page)

```
{
  "title": "New Title"
}
```

**curl**

```
curl -i -X PATCH http://nohost/plone/front-page -H 'Accept: application/json' -H
↪'Content-Type: application/json' -H 'Lock-Token: 0.684672730996-0.25195226375-
↪00105A989226:1477076400.000' --data-raw '{"title": "New Title"}' --user admin:secret
```

**httpie**

```
echo '{
  "title": "New Title"
}' | http PATCH http://nohost/plone/front-page Accept:application/json Content-
↪Type:application/json Lock-Token:0.684672730996-0.25195226375-
↪00105A989226:1477076400.000 -a admin:secret
```

**python-requests**

```
requests.patch('http://nohost/plone/front-page', headers={
    'Accept': 'application/json',
    'Content-Type': 'application/json',
    'Lock-Token': '0.684672730996-0.25195226375-00105A989226:1477076400.000',
}, json={
    'title': 'New Title',
}, auth=('admin', 'secret'))
```

## 1.13 Sharing

Plone comes with a sophisticated user management system that allows to assign users and groups with global roles and permissions. Sometimes this is not enough though and you might want to give users the permission to access or edit a specific part of your website or a specific content object. This is where local roles (located in the Plone sharing tab) come in handy.

### 1.13.1 Retrieving Local Roles

In plone.restapi, the representation of any content object will include a hypermedia link to the local role / sharing information in the `sharing` attribute:

```
GET /plone/folder HTTP/1.1
Accept: application/json
```

```
HTTP 200 OK
content-type: application/json

{
  "@id": "http://localhost:55001/plone/folder",
  "@type": "Folder",
  ...
  "sharing": {
    "@id": "http://localhost:55001/plone/folder/@sharing",
```

(continues on next page)

(continued from previous page)

```
    "title": "Sharing",
  }
}
```

The sharing information of a content object can also be directly accessed by appending `/@sharing` to the GET request to the URL of a content object. E.g. to access the sharing information for a top-level folder, do: http

```
GET /plone/folder/@sharing HTTP/1.1
Accept: application/json
Authorization: Basic YWRtaW46c2VjcmV0
```

curl

```
curl -i http://nohost/plone/folder/@sharing -H 'Accept: application/json' --user_
↪admin:secret
```

httpie

```
http http://nohost/plone/folder/@sharing Accept:application/json -a admin:secret
```

python-requests

```
requests.get('http://nohost/plone/folder/@sharing', headers={
    'Accept': 'application/json',
}, auth=('admin', 'secret'))
```

```
HTTP/1.1 200 OK
Content-Type: application/json
```

```
{
  "available_roles": [
    {
      "id": "Contributor",
      "title": "Can add"
    },
    {
      "id": "Editor",
      "title": "Can edit"
    },
    {
      "id": "Reader",
      "title": "Can view"
    },
    {
      "id": "Reviewer",
      "title": "Can review"
    }
  ],
  "entries": [
    {
      "disabled": false,
      "id": "AuthenticatedUsers",
      "login": null,
      "roles": {
        "Contributor": false,
        "Editor": false,
```

(continues on next page)

(continued from previous page)

```

    "Reader": false,
    "Reviewer": false
  },
  "title": "Logged-in users",
  "type": "group"
}
],
"inherit": true
}

```

The `available_roles` property contains the list of roles that can be managed via the sharing page. It contains dictionaries with the role ID and its translated `title` (as it appears on the sharing page).

### 1.13.2 Searching for principals

Users and/or groups without a sharing entry can be found by appending the argument `search` to the query string. ie `?search=admin`. Global roles are marked with the string `"global"`. Inherited roles are marked with the string `"acquired"`. `http`

```

GET /plone/folder/doc/@sharing?search=admin HTTP/1.1
Accept: application/json
Authorization: Basic YWRtaW46c2VjcmV0

```

`curl`

```

curl -i 'http://nohost/plone/folder/doc/@sharing?search=admin' -H 'Accept:
↪application/json' --user admin:secret

```

`httpie`

```

http 'http://nohost/plone/folder/doc/@sharing?search=admin' Accept:application/json -
↪a admin:secret

```

`python-requests`

```

requests.get('http://nohost/plone/folder/doc/@sharing?search=admin', headers={
    'Accept': 'application/json',
}, auth=('admin', 'secret'))

```

```

HTTP/1.1 200 OK
Content-Type: application/json

```

```

{
  "available_roles": [
    {
      "id": "Contributor",
      "title": "Can add"
    },
    {
      "id": "Editor",
      "title": "Can edit"
    },
    {
      "id": "Reader",

```

(continues on next page)

```
    "title": "Can view"
  },
  {
    "id": "Reviewer",
    "title": "Can review"
  }
],
"entries": [
  {
    "id": "Administrators",
    "login": null,
    "roles": {
      "Contributor": false,
      "Editor": false,
      "Reader": false,
      "Reviewer": false
    },
    "title": "Administrators",
    "type": "group"
  },
  {
    "disabled": false,
    "id": "AuthenticatedUsers",
    "login": null,
    "roles": {
      "Contributor": false,
      "Editor": false,
      "Reader": false,
      "Reviewer": false
    },
    "title": "Logged-in users",
    "type": "group"
  },
  {
    "id": "Site Administrators",
    "login": null,
    "roles": {
      "Contributor": false,
      "Editor": false,
      "Reader": false,
      "Reviewer": false
    },
    "title": "Site Administrators",
    "type": "group"
  },
  {
    "disabled": true,
    "id": "admin",
    "roles": {
      "Contributor": "global",
      "Editor": "acquired",
      "Reader": false,
      "Reviewer": false
    },
    "title": "admin",
    "type": "user"
  }
]
```

(continues on next page)

(continued from previous page)

```

  ],
  "inherit": true
}

```

### 1.13.3 Updating Local Roles

You can update the ‘sharing’ information by sending a POST request to the object URL and appending `/@sharing`, e.g. `/plone/folder/@sharing`. E.g. say you want to give the `AuthenticatedUsers` group the `Reader` local role for a folder: `http`

```

POST /plone/folder/@sharing HTTP/1.1
Accept: application/json
Authorization: Basic YWRtaW46c2VjcmV0
Content-Type: application/json

{
  "entries": [
    {
      "id": "AuthenticatedUsers",
      "roles": {
        "Contributor": false,
        "Editor": false,
        "Reader": true,
        "Reviewer": true
      },
      "type": "user"
    }
  ],
  "inherit": true
}

```

`curl`

```

curl -i -X POST http://nohost/plone/folder/@sharing -H 'Accept: application/json' -H
↪ 'Content-Type: application/json' --data-raw '{"entries": [{"type": "user", "id":
↪ "AuthenticatedUsers", "roles": {"Contributor": false, "Reviewer": true, "Editor":
↪ false, "Reader": true}}], "inherit": true}' --user admin:secret

```

`httpie`

```

echo '{
  "entries": [
    {
      "id": "AuthenticatedUsers",
      "roles": {
        "Contributor": false,
        "Editor": false,
        "Reader": true,
        "Reviewer": true
      },
      "type": "user"
    }
  ],
  "inherit": true
}' | http POST http://nohost/plone/folder/@sharing Accept:application/json Content-
↪ Type:application/json -a admin:secret

```

(continues on next page)

python-requests

```
requests.post('http://nohost/plone/folder/@sharing', headers={
    'Accept': 'application/json',
    'Content-Type': 'application/json',
}, json={
    'entries': [{
        'type': 'user',
        'id': 'AuthenticatedUsers',
        'roles': {
            'Contributor': False,
            'Reviewer': True,
            'Editor': False,
            'Reader': True,
        },
    }],
    'inherit': True,
}, auth=('admin', 'secret'))
```

```
HTTP/1.1 204 No Content
```

## 1.14 Registry

Registry records can be addressed through the `@registry` endpoint on the Plone site. In order to address a specific record, the fully qualified dotted name of the registry record has to be passed as a path segment (e.g. `/plone/@registry/my.record`).

Reading or writing registry records require the `cmf.ManagePortal` permission.

### 1.14.1 Reading registry records

Reading a single record: http

```
GET /plone/@registry/plone.app.querystring.field.path.title HTTP/1.1
Accept: application/json
Authorization: Basic YWRtaW46c2VjcmV0
```

curl

```
curl -i http://nohost/plone/@registry/plone.app.querystring.field.path.title -H
↳ 'Accept: application/json' --user admin:secret
```

httpie

```
http http://nohost/plone/@registry/plone.app.querystring.field.path.title_
↳ Accept: application/json -a admin:secret
```

python-requests



```
requests.get('http://nohost/plone/@registry/plone.app.querystring.field.path.title',
↳headers={
    'Accept': 'application/json',
}, auth=('admin', 'secret'))
```

Example Response:

```
HTTP/1.1 200 OK
Content-Type: application/json

"Location"
```

## 1.14.2 Listing registry records

The registry records listing uses a batched method to access all registry records. See [Batching](#) for more details on how to work with batched results.

The output per record contains the following fields: `name`: The record's fully qualified dotted name. `value`: The record's value. This is the same as GETting `@registry/name`. `http`

```
GET /plone/@registry HTTP/1.1
Accept: application/json
Authorization: Basic YWRtaW46c2VjcmV0
```

curl

```
curl -i http://nohost/plone/@registry -H 'Accept: application/json' --user_
↳admin:secret
```

httpie

```
http http://nohost/plone/@registry Accept:application/json -a admin:secret
```

python-requests

```
requests.get('http://nohost/plone/@registry', headers={
    'Accept': 'application/json',
}, auth=('admin', 'secret'))
```

Example Response:

```
HTTP/1.1 200 OK
Content-Type: application/json

{
  "@id": "http://localhost:55001/plone/@registry",
  "batching": {
    "@id": "http://localhost:55001/plone/@registry",
    "first": "http://localhost:55001/plone/@registry?b_start=0",
    "last": "http://localhost:55001/plone/@registry?b_start=1675",
    "next": "http://localhost:55001/plone/@registry?b_start=25"
  },
  "items": [
    {
      "name": "Products.CMFPlone.i18nI10n.override_dateformat.Enabled",
      "schema": {
```

(continues on next page)

(continued from previous page)

```

    "properties": {
      "description": "Override the translation machinery",
      "title": "Enabled",
      "type": "boolean"
    }
  },
  "value": false
},
{
  "name": "Products.CMFPlone.interfaces.ISiteSyndicationSettings.override_dateformat.date_format_long",
  "schema": {
    "properties": {
      "description": "Default value: %Y-%m-%d %H:%M (2038-01-19 03:14)",
      "title": "old ZMI property: localLongTimeFormat",
      "type": "string"
    }
  },
  "value": "%Y-%m-%d %H:%M"
},
{
  "name": "Products.CMFPlone.interfaces.ISiteSyndicationSettings.override_dateformat.date_format_short",
  "schema": {
    "properties": {
      "description": "Default value: %Y-%m-%d (2038-01-19)",
      "title": "old ZMI property: localTimeFormat",
      "type": "string"
    }
  },
  "value": "%Y-%m-%d"
},
{
  "name": "Products.CMFPlone.interfaces.ISiteSyndicationSettings.override_dateformat.time_format",
  "schema": {
    "properties": {
      "description": "Default value: %H:%M (03:14)",
      "title": "old ZMI property: localTimeOnlyFormat",
      "type": "string"
    }
  },
  "value": "%H:%M"
},
{
  "name": "Products.CMFPlone.interfaces.ISiteSyndicationSettings.allowed",
  "schema": {
    "properties": {
      "default": true,
      "description": "Allow syndication for collections and folders on site.",
      "title": "Allowed",
      "type": "boolean"
    }
  },
  "value": true
},
{
  "name": "Products.CMFPlone.interfaces.ISiteSyndicationSettings.allowed_feed_types",

```

(continues on next page)

(continued from previous page)

```

    "schema": {
      "properties": {
        "additionalItems": true,
        "default": [
          "RSS|RSS 1.0",
          "rss.xml|RSS 2.0",
          "atom.xml|Atom",
          "itunes.xml|iTunes"
        ],
        "description": "Separate view name and title by '|'",
        "items": {
          "description": "",
          "title": "",
          "type": "string"
        },
        "title": "Allowed Feed Types",
        "type": "array",
        "uniqueItems": true
      }
    },
    "value": [
      "RSS|RSS 1.0",
      "rss.xml|RSS 2.0",
      "atom.xml|Atom",
      "itunes.xml|iTunes"
    ]
  },
  {
    "name": "Products.CMFPlone.interfaces.syndication.ISiteSyndicationSettings.
↔default_enabled",
    "schema": {
      "properties": {
        "default": false,
        "description": "If syndication should be enabled by default for all folders,
↔and collections.",
        "title": "Enabled by default",
        "type": "boolean"
      }
    },
    "value": false
  },
  {
    "name": "Products.CMFPlone.interfaces.syndication.ISiteSyndicationSettings.max_
↔items",
    "schema": {
      "properties": {
        "default": 15,
        "description": "Maximum number of items that will be syndicated.",
        "minimum": 1,
        "title": "Maximum items",
        "type": "integer"
      }
    },
    "value": 15
  },
  {
    "name": "Products.CMFPlone.interfaces.syndication.ISiteSyndicationSettings.
↔render_body",

```

(continues on next page)

(continued from previous page)

```

    "schema": {
      "properties": {
        "default": false,
        "description": "If body text available for item, render it, otherwise use_
↪description.",
        "title": "Render Body",
        "type": "boolean"
      }
    },
    "value": false
  },
  {
    "name": "Products.CMFPlone.interfaces.syndication.ISiteSyndicationSettings.
↪search_rss_enabled",
    "schema": {
      "properties": {
        "default": true,
        "description": "Allows users to subscribe to feeds of search results",
        "title": "Search RSS enabled",
        "type": "boolean"
      }
    },
    "value": true
  },
  {
    "name": "Products.CMFPlone.interfaces.syndication.ISiteSyndicationSettings.show_
↪author_info",
    "schema": {
      "properties": {
        "default": true,
        "description": "Should feeds include author information",
        "title": "Show author info",
        "type": "boolean"
      }
    },
    "value": true
  },
  {
    "name": "Products.CMFPlone.interfaces.syndication.ISiteSyndicationSettings.show_
↪syndication_button",
    "schema": {
      "properties": {
        "description": "Makes it possible to customize syndication settings for_
↪particular folders and collections ",
        "title": "Show settings button",
        "type": "boolean"
      }
    },
    "value": null
  },
  {
    "name": "Products.CMFPlone.interfaces.syndication.ISiteSyndicationSettings.show_
↪syndication_link",
    "schema": {
      "properties": {
        "description": "Enable RSS link document action on the syndication content_
↪item.",

```

(continues on next page)

(continued from previous page)

```

        "title": "Show feed link",
        "type": "boolean"
    },
    "value": null
},
{
    "name": "Products.CMFPlone.interfaces.syndication.ISiteSyndicationSettings.site_
↪rss_items",
    "schema": {
        "properties": {
            "additionalItems": true,
            "default": [
                "/news/aggregator"
            ],
            "description": "Paths to folders and collections to link to at the portal_
↪root.",
            "items": {
                "description": "",
                "title": "",
                "type": "string",
                "vocabulary": {
                    "@id": "http://localhost:55001/plone/@vocabularies/plone.app.
↪vocabularies.SyndicatableFeedItems"
                }
            },
            "title": "Site RSS",
            "type": "array",
            "uniqueItems": true
        }
    },
    "value": [
        "/news/aggregator"
    ]
},
{
    "name": "plone.alignment_styles",
    "schema": {
        "properties": {
            "additionalItems": true,
            "default": [
                "Left|alignleft|alignleft",
                "Center|aligncenter|aligncenter",
                "Right|alignright|alignright",
                "Justify|alignjustify|alignjustify"
            ],
            "description": "Name|format|icon",
            "items": {
                "description": "",
                "title": "",
                "type": "string"
            },
            "title": "Alignment styles",
            "type": "array",
            "uniqueItems": false
        }
    }
},

```

(continues on next page)

```

    "value": [
      "Left|alignleft|alignleft",
      "Center|aligncenter|aligncenter",
      "Right|alignright|alignright",
      "Justify|alignjustify|alignjustify"
    ]
  },
  {
    "name": "plone.allow_anon_views_about",
    "schema": {
      "properties": {
        "default": false,
        "description": "If not selected only logged-in users will be able to view_
↪ information about who created an item and when it was modified.",
        "title": "Allow anyone to view 'about' information",
        "type": "boolean"
      }
    },
    "value": false
  },
  {
    "name": "plone.allow_external_login_sites",
    "schema": {
      "properties": {
        "additionalItems": true,
        "default": [],
        "description": "",
        "items": {
          "description": "",
          "title": "",
          "type": "string"
        },
        "title": "Allow external login sites",
        "type": "array",
        "uniqueItems": true
      }
    },
    "value": []
  },
  {
    "name": "plone.allowed_sizes",
    "schema": {
      "properties": {
        "additionalItems": true,
        "default": [
          "large 768:768",
          "preview 400:400",
          "mini 200:200",
          "thumb 128:128",
          "tile 64:64",
          "icon 32:32",
          "listing 16:16"
        ],
        "description": "Specify all allowed maximum image dimensions, one per line.
↪ The required format is <name> <width>:<height>.",
        "items": {
          "description": "",

```

(continues on next page)

(continued from previous page)

```

        "title": "",
        "type": "string"
    },
    "title": "Allowed image sizes",
    "type": "array",
    "uniqueItems": false
}
},
"value": [
    "large 768:768",
    "preview 400:400",
    "mini 200:200",
    "thumb 128:128",
    "tile 64:64",
    "icon 32:32",
    "listing 16:16"
]
},
{
    "name": "plone.allowed_types",
    "schema": {
        "properties": {
            "additionalItems": true,
            "default": [
                "text/html",
                "text/x-web-textile"
            ],
            "description": "Select which formats are available for users as alternative_
↪to the default format. Note that if new formats are installed, they will be enabled_
↪for text fields by default unless explicitly turned off here or by the relevant_
↪installer.",
            "items": {
                "description": "",
                "title": "",
                "type": "string",
                "vocabulary": {
                    "@id": "http://localhost:55001/plone/@vocabularies/plone.app.
↪vocabularies.AllowableContentTypes"
                }
            },
            "title": "Alternative formats",
            "type": "array",
            "uniqueItems": true
        }
    },
    "value": [
        "text/html",
        "text/x-web-textile"
    ]
},
{
    "name": "plone.always_show_selector",
    "schema": {
        "properties": {
            "default": false,
            "description": "",
            "title": "Always show language selector",

```

(continues on next page)

(continued from previous page)

```

        "type": "boolean"
      }
    },
    "value": false
  },
  {
    "name": "plone.app.discussion.interfaces.IDiscussionSettings.anonymous_comments_
↪",
    "schema": {
      "properties": {
        "default": false,
        "description": "If selected, anonymous users are able to post comments_
↪without logging in. It is highly recommended to use a captcha solution to prevent_
↪spam if this setting is enabled.",
        "title": "Enable anonymous comments",
        "type": "boolean"
      }
    },
    "value": false
  },
  {
    "name": "plone.app.discussion.interfaces.IDiscussionSettings.anonymous_email_
↪enabled",
    "schema": {
      "properties": {
        "default": false,
        "description": "If selected, anonymous user will have to give their email.",
        "title": "Enable anonymous email field",
        "type": "boolean"
      }
    },
    "value": false
  },
  {
    "name": "plone.app.discussion.interfaces.IDiscussionSettings.captcha",
    "schema": {
      "properties": {
        "default": "disabled",
        "description": "Use this setting to enable or disable Captcha validation_
↪for comments. Install plone.formwidget.captcha, plone.formwidget.recaptcha,_
↪collective.akismet, or collective.z3cform.norobots if there are no options_
↪available.",
        "title": "Captcha",
        "type": "string",
        "vocabulary": {
          "@id": "http://localhost:55001/plone/@vocabularies/plone.app.discussion.
↪vocabularies.CaptchaVocabulary"
        }
      }
    },
    "value": "disabled"
  },
  {
    "name": "plone.app.discussion.interfaces.IDiscussionSettings.delete_own_comment_
↪enabled",
    "schema": {
      "properties": {

```

(continues on next page)



(continued from previous page)

```

        "default": false,
        "description": "If selected, supports deleting of own comments for users_
↪with the \"Delete own comments\" permission.",
        "title": "Enable deleting own comments",
        "type": "boolean"
    }
},
    "value": false
},
{
    "name": "plone.app.discussion.interfaces.IDiscussionSettings.edit_comment_
↪enabled",
    "schema": {
        "properties": {
            "default": false,
            "description": "If selected, supports editing of comments for users with_
↪the \"Edit comments\" permission.",
            "title": "Enable editing of comments",
            "type": "boolean"
        }
    },
    "value": false
}
],
"items_total": 1686
}

```

### 1.14.3 Updating registry records

Updating an existing record: http

```

PATCH /plone/@registry/ HTTP/1.1
Accept: application/json
Authorization: Basic YWRtaW46c2VjcmV0
Content-Type: application/json

{
    "plone.app.querystring.field.path.title": "Value"
}

```

curl

```

curl -i -X PATCH http://nohost/plone/@registry/ -H 'Accept: application/json' -H
↪'Content-Type: application/json' --data-raw '{"plone.app.querystring.field.path.
↪title": "Value"}' --user admin:secret

```

httpie

```

echo '{
    "plone.app.querystring.field.path.title": "Value"
}' | http PATCH http://nohost/plone/@registry/ Accept:application/json Content-
↪Type:application/json -a admin:secret

```

python-requests

```
requests.patch('http://nohost/plone/@registry/', headers={
    'Accept': 'application/json',
    'Content-Type': 'application/json',
}, json={
    'plone.app.querystring.field.path.title': 'Value',
}, auth=('admin', 'secret'))
```

Example Response:

```
HTTP/1.1 204 No Content
```

## 1.15 Types

---

**Note:** These docs are generated by code tests, therefore you will see some ‘test’ contenttypes appear here.

---

Available content types in a Plone site can be listed and queried by accessing the `/@types` endpoint on any context (requires an authenticated user). The ‘addable’ key specifies if the content type can be added to the current context. The ‘layouts’ key specifies the defined views. http

```
GET /plone/@types HTTP/1.1
Accept: application/json
Authorization: Basic YWRtaW46c2VjcmV0
```

curl

```
curl -i http://nohost/plone/@types -H 'Accept: application/json' --user admin:secret
```

httpie

```
http http://nohost/plone/@types Accept:application/json -a admin:secret
```

python-requests

```
requests.get('http://nohost/plone/@types', headers={
    'Accept': 'application/json',
}, auth=('admin', 'secret'))
```

```
HTTP/1.1 200 OK
Content-Type: application/json

[
  {
    "@id": "http://localhost:55001/plone/@types/Collection",
    "addable": true,
    "title": "Collection"
  },
  {
    "@id": "http://localhost:55001/plone/@types/DXTestDocument",
    "addable": true,
    "title": "DX Test Document"
  },
  {

```

(continues on next page)

(continued from previous page)

```

"@id": "http://localhost:55001/plone/@types/Event",
"addable": true,
"title": "Event"
},
{
"@id": "http://localhost:55001/plone/@types/File",
"addable": true,
"title": "File"
},
{
"@id": "http://localhost:55001/plone/@types/Folder",
"addable": true,
"title": "Folder"
},
{
"@id": "http://localhost:55001/plone/@types/Image",
"addable": true,
"title": "Image"
},
{
"@id": "http://localhost:55001/plone/@types/Link",
"addable": true,
"title": "Link"
},
{
"@id": "http://localhost:55001/plone/@types/News Item",
"addable": true,
"title": "News Item"
},
{
"@id": "http://localhost:55001/plone/@types/Document",
"addable": true,
"title": "Page"
}
]

```

To get the schema of a content type, access the `/@types` endpoint with the name of the content type, e.g. `/plone/@types/Document`: `http`

```

GET /plone/@types/Document HTTP/1.1
Accept: application/json
Authorization: Basic YWRtaW46c2VjcmV0

```

`curl`

```

curl -i http://nohost/plone/@types/Document -H 'Accept: application/json' --user_
↪admin:secret

```

`httpie`

```

http http://nohost/plone/@types/Document Accept:application/json -a admin:secret

```

`python-requests`

```

requests.get('http://nohost/plone/@types/Document', headers={
    'Accept': 'application/json',
}, auth=('admin', 'secret'))

```

```
HTTP/1.1 200 OK
Content-Type: application/json+schema
```

```
{
  "fieldsets": [
    {
      "fields": [
        "title",
        "description",
        "text",
        "changeNote"
      ],
      "id": "default",
      "title": "Default"
    },
    {
      "fields": [
        "allow_discussion",
        "exclude_from_nav",
        "id",
        "versioning_enabled",
        "table_of_contents"
      ],
      "id": "settings",
      "title": "Settings"
    },
    {
      "fields": [
        "subjects",
        "language",
        "relatedItems"
      ],
      "id": "categorization",
      "title": "Categorization"
    },
    {
      "fields": [
        "effective",
        "expires"
      ],
      "id": "dates",
      "title": "Dates"
    },
    {
      "fields": [
        "creators",
        "contributors",
        "rights"
      ],
      "id": "ownership",
      "title": "Ownership"
    }
  ],
  "layouts": [
    "document_view"
  ],
  "properties": {
```

(continues on next page)

(continued from previous page)

```

"allow_discussion": {
  "choices": [
    [
      "True",
      "Yes"
    ],
    [
      "False",
      "No"
    ]
  ],
  "description": "Allow discussion for this content object.",
  "enum": [
    "True",
    "False"
  ],
  "enumNames": [
    "Yes",
    "No"
  ],
  "title": "Allow discussion",
  "type": "string"
},
"changeNote": {
  "description": "Enter a comment that describes the changes you made.",
  "title": "Change Note",
  "type": "string"
},
"contributors": {
  "additionalItems": true,
  "description": "The names of people that have contributed to this item. Each
↳ contributor should be on a separate line.",
  "items": {
    "description": "",
    "title": "",
    "type": "string"
  },
  "title": "Contributors",
  "type": "array",
  "uniqueItems": true,
  "widgetOptions": {
    "vocabulary": {
      "@id": "http://localhost:55001/plone/@vocabularies/plone.app.vocabularies.
↳ Users"
    }
  }
},
"creators": {
  "additionalItems": true,
  "description": "Persons responsible for creating the content of this item.
↳ Please enter a list of user names, one per line. The principal creator should come
↳ first.",
  "items": {
    "description": "",
    "title": "",
    "type": "string"
  },

```

(continues on next page)

(continued from previous page)

```

    "title": "Creators",
    "type": "array",
    "uniqueItems": true,
    "widgetOptions": {
      "vocabulary": {
        "@id": "http://localhost:55001/plone/@vocabularies/plone.app.vocabularies.
↪Users"
      }
    }
  },
  "description": {
    "description": "Used in item listings and search results.",
    "minLength": 0,
    "title": "Summary",
    "type": "string",
    "widget": "textarea"
  },
  "effective": {
    "description": "If this date is in the future, the content will not show up in
↪listings and searches until this date.",
    "title": "Publishing Date",
    "type": "string",
    "widget": "datetime"
  },
  "exclude_from_nav": {
    "default": false,
    "description": "If selected, this item will not appear in the navigation tree",
    "title": "Exclude from navigation",
    "type": "boolean"
  },
  "expires": {
    "description": "When this date is reached, the content will no longer be
↪visible in listings and searches.",
    "title": "Expiration Date",
    "type": "string",
    "widget": "datetime"
  },
  "id": {
    "description": "This name will be displayed in the URL.",
    "title": "Short name",
    "type": "string"
  },
  "language": {
    "default": "en",
    "description": "",
    "title": "Language",
    "type": "string",
    "vocabulary": {
      "@id": "http://localhost:55001/plone/@vocabularies/plone.app.vocabularies.
↪SupportedContentLanguages"
    }
  },
  "relatedItems": {
    "additionalItems": true,
    "default": [],
    "description": "",
    "items": {

```

(continues on next page)

(continued from previous page)

```

        "description": "",
        "title": "Related",
        "type": "string",
        "vocabulary": {
            "@id": "http://localhost:55001/plone/@vocabularies/plone.app.vocabularies.
↪Catalog"
        }
    },
    "title": "Related Items",
    "type": "array",
    "uniqueItems": true,
    "widgetOptions": {
        "pattern_options": {
            "recentlyUsed": true
        },
        "vocabulary": {
            "@id": "http://localhost:55001/plone/@vocabularies/plone.app.vocabularies.
↪Catalog"
        }
    },
    "rights": {
        "description": "Copyright statement or other rights information on this item.",
        "minLength": 0,
        "title": "Rights",
        "type": "string",
        "widget": "textarea"
    },
    "subjects": {
        "additionalItems": true,
        "description": "Tags are commonly used for ad-hoc organization of content.",
        "items": {
            "description": "",
            "title": "",
            "type": "string"
        },
        "title": "Tags",
        "type": "array",
        "uniqueItems": true,
        "widgetOptions": {
            "vocabulary": {
                "@id": "http://localhost:55001/plone/@vocabularies/plone.app.vocabularies.
↪Keywords"
            }
        }
    },
    "table_of_contents": {
        "description": "If selected, this will show a table of contents at the top of ↪
↪the page.",
        "title": "Table of contents",
        "type": "boolean"
    },
    "text": {
        "description": "",
        "title": "Text",
        "type": "string",
        "widget": "richtext"
    }

```

(continues on next page)

(continued from previous page)

```
    },
    "title": {
      "description": "",
      "title": "Title",
      "type": "string"
    },
    "versioning_enabled": {
      "default": true,
      "description": "Enable/disable versioning for this document.",
      "title": "Versioning enabled",
      "type": "boolean"
    }
  },
  "required": [
    "title"
  ],
  "title": "Page",
  "type": "object"
}
```

The content type schema uses the [JSON Schema](#) format. The tagged values for the widgets are also exposed in the “properties” attribute of the schema. If a ‘vocabulary’ is defined, it will be the name of the vocabulary which should be used via the [@vocabularies](#) endpoint on the actual resource.

See [Types Schema](#) for a detailed documentation about the available field types.

## 1.16 Types Schema

A detailed list of all available [Zope Schema](#) field types and their corresponding representation as [JSON Schema](#) .

### 1.16.1 TextLine

Zope Schema:

```
zope.schema.TextLine(
    title=u'My field',
    description=u'My great field',
    default=u'foobar'
)
```

JSON Schema:

```
{
  'type': 'string',
  'title': u'My field',
  'description': u'My great field',
  'default': u'foobar',
}
```

### 1.16.2 Text

Zope Schema:



```
zope.schema.Text(
    title=u'My field',
    description=u'My great field',
    default=u'Lorem ipsum dolor sit amet',
    min_length=10,
)
```

JSON Schema:

```
{
  'type': 'string',
  'title': u'My field',
  'description': u'My great field',
  'widget': 'textarea',
  'default': u'Lorem ipsum dolor sit amet',
  'minLength': 10,
}
```

### 1.16.3 Bool

Zope Schema:

```
zope.schema.Bool(
    title=u'My field',
    description=u'My great field',
    default=False,
)
```

JSON Schema:

```
{
  'type': 'boolean',
  'title': u'My field',
  'description': u'My great field',
  'default': False,
}
```

### 1.16.4 Float

Zope Schema:

```
zope.schema.Float(
    title=u'My field',
    description=u'My great field',
    min=0.0,
    max=1.0,
    default=0.5,
)
```

JSON Schema:

```
{
  'minimum': 0.0,
  'maximum': 1.0,
```

(continues on next page)

(continued from previous page)

```
'type': 'number',
'title': u'My field',
'description': u'My great field',
'default': 0.5,
}
```

### 1.16.5 Decimal

Zope Schema:

```
zope.schema.Decimal(
    title=u'My field',
    description=u'My great field',
    min=Decimal(0),
    max=Decimal(1),
    default=Decimal(0.5),
)
```

JSON Schema:

```
{
  'minimum': 0.0,
  'maximum': 1.0,
  'type': 'number',
  'title': u'My field',
  'description': u'My great field',
  'default': 0.5,
},
```

### 1.16.6 Int

Zope Schema:

```
zope.schema.Int(
    title=u'My field',
    description=u'My great field',
    min=0,
    max=100,
    default=50,
)
```

JSON Schema:

```
{
  'minimum': 0,
  'maximum': 100,
  'type': 'integer',
  'title': u'My field',
  'description': u'My great field',
  'default': 50,
}
```

### 1.16.7 Choice

Zope Schema:

```
zope.schema.Choice(
    title=u'My field',
    description=u'My great field',
    vocabulary=self.dummy_vocabulary,
)
```

JSON Schema:

```
{
  'type': 'string',
  'title': u'My field',
  'description': u'My great field',
  'enum': ['foo', 'bar'],
  'enumNames': ['Foo', 'Bar'],
  'choices': [('foo', 'Foo'), ('bar', 'Bar')],
}
```

### 1.16.8 List

Zope Schema:

```
zope.schema.List(
    title=u'My field',
    description=u'My great field',
    min_length=1,
    value_type=schema.TextLine(
        title=u'Text',
        description=u'Text field',
        default=u'Default text'
    ),
    default=['foobar'],
)
```

JSON Schema:

```
{
  'type': 'array',
  'title': u'My field',
  'description': u'My great field',
  'default': ['foobar'],
  'minItems': 1,
  'uniqueItems': False,
  'additionalItems': True,
  'items': {
    'type': 'string',
    'title': u'Text',
    'description': u'Text field',
    'default': u'Default text',
  }
},
```

### 1.16.9 Tuple

Zope Schema:

```
field = zope.schema.Tuple(  
    title=u'My field',  
    value_type=schema.Int(),  
    default=(1, 2),  
)
```

JSON Schema:

```
{  
    'type': 'array',  
    'title': u'My field',  
    'description': u'',  
    'uniqueItems': True,  
    'additionalItems': True,  
    'items': {  
        'title': u'',  
        'description': u'',  
        'type': 'integer',  
    },  
    'default': (1, 2),  
}
```

### 1.16.10 Set

Zope Schema:

```
field = zope.schema.Set(  
    title=u'My field',  
    value_type=schema.TextLine(),  
)
```

JSON Schema:

```
{  
    'type': 'array',  
    'title': u'My field',  
    'description': u'',  
    'uniqueItems': True,  
    'additionalItems': True,  
    'items': {  
        'title': u'',  
        'description': u'',  
        'type': 'string',  
    }  
}
```

### 1.16.11 List of Choices

Zope Schema:

```

field = zope.schema.List(
    title=u'My field',
    value_type=schema.Choice(
        vocabulary=self.dummy_vocabulary,
    ),
)

```

JSON Schema:

```

{
  'type': 'array',
  'title': u'My field',
  'description': u'',
  'uniqueItems': True,
  'additionalItems': True,
  'items': {
    'title': u'',
    'description': u'',
    'type': 'string',
    'enum': ['foo', 'bar'],
    'enumNames': ['Foo', 'Bar'],
    'choices': [('foo', 'Foo'), ('bar', 'Bar')],
  }
}

```

### 1.16.12 Object

Zope Schema:

```

zope.schema.Object(
    title=u'My field',
    description=u'My great field',
    schema=IDummySchema,
)

```

JSON Schema:

```

{
  'type': 'object',
  'title': u'My field',
  'description': u'My great field',
  'properties': {
    'field1': {
      'title': u'Foo',
      'description': u'',
      'type': 'boolean'
    },
    'field2': {
      'title': u'Bar',
      'description': u'',
      'type': 'string'
    }
  }
},

```

### 1.16.13 RichText (plone.app.textfield)

Zope Schema:

```
from plone.app.textfield import RichText
field = RichText(
    title=u'My field',
    description=u'My great field',
)
```

JSON Schema:

```
{
  'type': 'string',
  'title': u'My field',
  'description': u'My great field',
  'widget': 'richtext',
}
```

### 1.16.14 Date

Zope Schema:

```
zope.schema.Date(
    title=u'My field',
    description=u'My great field',
    default=date(2016, 1, 1),
)
```

JSON Schema:

```
{
  'type': 'string',
  'title': u'My field',
  'description': u'My great field',
  'default': date(2016, 1, 1),
  'widget': u'date',
}
```

### 1.16.15 DateTime

Zope Schema:

```
zope.schema.Datetime(
    title=u'My field',
    description=u'My great field',
)
```

JSON Schema:

```
{
  'type': 'string',
  'title': u'My field',
  'description': u'My great field',
```

(continues on next page)

(continued from previous page)

```

    'widget': u'datetime',
}

```

## 1.17 Users

Available users in a Plone site can be created, queried, updated and deleted by interacting with the `/@users` endpoint on portal root (requires an authenticated user):

### 1.17.1 List Users

To retrieve a list of all current users in the portal, call the `/@users` endpoint with a GET request: `http`

```

GET /plone/@users HTTP/1.1
Accept: application/json
Authorization: Basic YWRtaW46c2VjcmV0

```

`curl`

```

curl -i http://nohost/plone/@users -H 'Accept: application/json' --user admin:secret

```

`httpie`

```

http http://nohost/plone/@users Accept:application/json -a admin:secret

```

`python-requests`

```

requests.get('http://nohost/plone/@users', headers={
    'Accept': 'application/json',
}, auth=('admin', 'secret'))

```

The server will respond with a list of all users in the portal:

```

HTTP/1.1 200 OK
Content-Type: application/json

[
  {
    "@id": "http://localhost:55001/plone/@users/admin",
    "description": "This is an admin user",
    "email": "admin@example.com",
    "fullname": "Administrator",
    "home_page": "http://www.example.com",
    "id": "admin",
    "location": "Berlin",
    "portrait": null,
    "roles": [
      "Manager"
    ],
    "username": "admin"
  },
  {
    "@id": "http://localhost:55001/plone/@users/test_user_1_",

```

(continues on next page)

(continued from previous page)

```

    "description": "This is a test user",
    "email": "test@example.com",
    "fullname": "Test User",
    "home_page": "http://www.example.com",
    "id": "test_user_1_",
    "location": "Bonn",
    "portrait": null,
    "roles": [
        "Manager"
    ],
    "username": "test-user"
}
]

```

This only works for Manager users, anonymous users or logged-in users without Manager rights are now allowed to list users. This is the example as an anonymous user: http

```

GET /plone/@users HTTP/1.1
Accept: application/json

```

curl

```

curl -i http://nohost/plone/@users -H 'Accept: application/json'

```

httplib

```

http http://nohost/plone/@users Accept:application/json

```

python-requests

```

requests.get('http://nohost/plone/@users', headers={
    'Accept': 'application/json',
})

```

The server will return a 401 Unauthorized status code

```

HTTP/1.1 401 Unauthorized
Content-Type: application/json

null

```

And this one as a user without the proper rights: http

```

GET /plone/@users HTTP/1.1
Accept: application/json
Authorization: Basic bm9hbTpwYXNzd29yZA==

```

curl

```

curl -i http://nohost/plone/@users -H 'Accept: application/json' --user noam:password

```

httplib

```

http http://nohost/plone/@users Accept:application/json -a noam:password

```

python-requests



```
requests.get('http://nohost/plone/@users', headers={
    'Accept': 'application/json',
}, auth=('noam', 'password'))
```

The server will return a 401 Unauthorized status code

```
HTTP/1.1 401 Unauthorized
Content-Type: application/json

null
```

The endpoint supports some basic filtering: http

```
GET /plone/@users?query=noa HTTP/1.1
Accept: application/json
Authorization: Basic YWRtaW46c2VjcmV0
```

curl

```
curl -i 'http://nohost/plone/@users?query=noa' -H 'Accept: application/json' --user_
↪admin:secret
```

httpie

```
http 'http://nohost/plone/@users?query=noa' Accept:application/json -a admin:secret
```

python-requests

```
requests.get('http://nohost/plone/@users?query=noa', headers={
    'Accept': 'application/json',
}, auth=('admin', 'secret'))
```

The server will respond with a list the filtered users in the portal with username starts with the query.

```
HTTP/1.1 200 OK
Content-Type: application/json

[
  {
    "@id": "http://localhost:55001/plone/@users/noam",
    "description": "Professor of Linguistics",
    "email": "noam.chomsky@example.com",
    "fullname": "Noam Avram Chomsky",
    "home_page": "web.mit.edu/chomsky",
    "id": "noam",
    "location": "Cambridge, MA",
    "portrait": null,
    "roles": [
      "Member"
    ],
    "username": "noam"
  }
]
```

The endpoint also takes a `limit` parameter that defaults to a maximum of 25 users at a time for performance reasons.

## 1.17.2 Create User

To create a new user, send a POST request to the global `/@users` endpoint with a JSON representation of the user you want to create in the body: http

```
POST /plone/@users HTTP/1.1
Accept: application/json
Authorization: Basic YWRtaW46c2VjcmV0
Content-Type: application/json

{
  "description": "Professor of Linguistics",
  "email": "noam.chomsky@example.com",
  "fullname": "Noam Avram Chomsky",
  "home_page": "web.mit.edu/chomsky",
  "location": "Cambridge, MA",
  "password": "colorlessgreenideas",
  "roles": [
    "Contributor"
  ],
  "username": "noamchomsky"
}
```

curl

```
curl -i -X POST http://nohost/plone/@users -H 'Accept: application/json' -H 'Content-
↪Type: application/json' --data-raw '{"description": "Professor of Linguistics",
↪"email": "noam.chomsky@example.com", "fullname": "Noam Avram Chomsky", "home_page":
↪"web.mit.edu/chomsky", "location": "Cambridge, MA", "password": "colorlessgreenideas
↪", "roles": ["Contributor"], "username": "noamchomsky"}' --user admin:secret
```

httpie

```
echo '{
  "description": "Professor of Linguistics",
  "email": "noam.chomsky@example.com",
  "fullname": "Noam Avram Chomsky",
  "home_page": "web.mit.edu/chomsky",
  "location": "Cambridge, MA",
  "password": "colorlessgreenideas",
  "roles": [
    "Contributor"
  ],
  "username": "noamchomsky"
}' | http POST http://nohost/plone/@users Accept:application/json Content-
↪Type:application/json -a admin:secret
```

python-requests

```
requests.post('http://nohost/plone/@users', headers={
  'Accept': 'application/json',
  'Content-Type': 'application/json',
}, json={
  'description': 'Professor of Linguistics',
  'email': 'noam.chomsky@example.com',
  'fullname': 'Noam Avram Chomsky',
  'home_page': 'web.mit.edu/chomsky',
  'location': 'Cambridge, MA',
```

(continues on next page)

(continued from previous page)

```
'password': 'colorlessgreenideas',
'roles': ['Contributor'],
'username': 'noamchomsky',
}, auth=('admin', 'secret'))
```

**Note:** By default, “username”, and “password” are required fields. If email login is enabled, “email” and “password” are required fields. All other fields in the example are optional.

The field “username” is **not allowed** when email login is *enabled*.

If the user has been created successfully, the server will respond with a status 201 (Created). The Location header contains the URL of the newly created user and the resource representation in the payload:

```
HTTP/1.1 201 Created
Content-Type: application/json
Location: http://localhost:55001/plone/@users/noamchomsky

{
  "@id": "http://localhost:55001/plone/@users/noamchomsky",
  "description": "Professor of Linguistics",
  "email": "noam.chomsky@example.com",
  "fullname": "Noam Avram Chomsky",
  "home_page": "web.mit.edu/chomsky",
  "id": "noamchomsky",
  "location": "Cambridge, MA",
  "portrait": null,
  "roles": [
    "Contributor"
  ],
  "username": "noamchomsky"
}
```

If no roles has been specified, then a default Member role is added as a sensible default.

### 1.17.3 Read User

To retrieve all details for a particular user, send a GET request to the `/@users` endpoint and append the user id to the URL: `http`

```
GET /plone/@users/noam HTTP/1.1
Accept: application/json
Authorization: Basic YWRtaW46c2VjcmV0
```

`curl`

```
curl -i http://nohost/plone/@users/noam -H 'Accept: application/json' --user_
↪admin:secret
```

`httpie`

```
http http://nohost/plone/@users/noam Accept:application/json -a admin:secret
```

`python-requests`

```
requests.get('http://nohost/plone/@users/noam', headers={
    'Accept': 'application/json',
}, auth=('admin', 'secret'))
```

The server will respond with a 200 OK status code and the JSON representation of the user in the body:

```
HTTP/1.1 200 OK
Content-Type: application/json

{
  "@id": "http://localhost:55001/plone/@users/noam",
  "description": "Professor of Linguistics",
  "email": "noam.chomsky@example.com",
  "fullname": "Noam Avram Chomsky",
  "home_page": "web.mit.edu/chomsky",
  "id": "noam",
  "location": "Cambridge, MA",
  "portrait": null,
  "roles": [
    "Member"
  ],
  "username": "noam"
}
```

The key ‘roles’ lists the globally defined roles for the user.

Only users with Manager rights are allowed to get other users’ information: http

```
GET /plone/@users/noam HTTP/1.1
Accept: application/json
Authorization: Basic bm9hbS1mYWt1OnNlY3JldA==
```

curl

```
curl -i http://nohost/plone/@users/noam -H 'Accept: application/json' --user noam-
→fake:secret
```

httpie

```
http http://nohost/plone/@users/noam Accept:application/json -a noam-fake:secret
```

python-requests

```
requests.get('http://nohost/plone/@users/noam', headers={
    'Accept': 'application/json',
}, auth=('noam-fake', 'secret'))
```

If the user lacks this rights, the server will respond with a 401 Unauthorized status code:

```
HTTP/1.1 401 Unauthorized
Content-Type: application/json

null
```

Also anonymous users are not allowed to get users’ information: http

```
GET /plone/@users/noam HTTP/1.1
Accept: application/json
```

curl

```
curl -i http://nohost/plone/@users/noam -H 'Accept: application/json'
```

httplib

```
http http://nohost/plone/@users/noam Accept:application/json
```

python-requests

```
requests.get('http://nohost/plone/@users/noam', headers={
    'Accept': 'application/json',
})
```

If the user is an anonymous one, the server will respond with a 401 Unauthorized status code:

```
HTTP/1.1 401 Unauthorized
Content-Type: application/json

null
```

But each user is allowed to get its own information. http

```
GET /plone/@users/noam HTTP/1.1
Accept: application/json
Authorization: Basic bm9hbTpzZWNYZXQ=
```

curl

```
curl -i http://nohost/plone/@users/noam -H 'Accept: application/json' --user_
↪noam:secret
```

httplib

```
http http://nohost/plone/@users/noam Accept:application/json -a noam:secret
```

python-requests

```
requests.get('http://nohost/plone/@users/noam', headers={
    'Accept': 'application/json',
}, auth=('noam', 'secret'))
```

In this case, the server will respond with a 200 OK status code and the JSON representation of the user in the body:

```
HTTP/1.1 200 OK
Content-Type: application/json

{
  "@id": "http://localhost:55001/plone/@users/noam",
  "description": "Professor of Linguistics",
  "email": "noam.chomsky@example.com",
  "fullname": "Noam Avram Chomsky",
  "home_page": "web.mit.edu/chomsky",
  "id": "noam",
  "location": "Cambridge, MA",
  "portrait": null,
  "roles": [
    "Member"
```

(continues on next page)

(continued from previous page)

```

},
"username": "noam"
}

```

### 1.17.4 Update User

To update the settings of a user, send a PATCH request with the user details you want to amend to the URL of that particular user, e.g. if you want to update the email address of the admin user to: http

```

PATCH /plone/@users/noam HTTP/1.1
Accept: application/json
Authorization: Basic YWRtaW46c2VjcmV0
Content-Type: application/json

{
  "email": "avram.chomsky@example.com",
  "roles": {
    "Contributor": false
  }
}

```

curl

```

curl -i -X PATCH http://nohost/plone/@users/noam -H 'Accept: application/json' -H
↪'Content-Type: application/json' --data-raw '{"email": "avram.chomsky@example.com",
↪"roles": {"Contributor": false}}' --user admin:secret

```

httpie

```

echo '{
  "email": "avram.chomsky@example.com",
  "roles": {
    "Contributor": false
  }
}' | http PATCH http://nohost/plone/@users/noam Accept:application/json Content-
↪Type:application/json -a admin:secret

```

python-requests

```

requests.patch('http://nohost/plone/@users/noam', headers={
    'Accept': 'application/json',
    'Content-Type': 'application/json',
}, json={
    'email': 'avram.chomsky@example.com',
    'roles': {
        'Contributor': False,
    },
}, auth=('admin', 'secret'))

```

A successful response to a PATCH request will be indicated by a *204 No Content* response:

```

HTTP/1.1 204 No Content

```

---

**Note:** The 'roles' object is a mapping of a role and a boolean indicating adding or removing.

---

Any user is able to update their own properties and password (if allowed) by using the same request.

The user portrait/avatar can also be updated using the same serialization as the file one: http

```
PATCH /plone/@users/noam HTTP/1.1
Accept: application/json
Authorization: Basic YWRtaW46c2VjcmV0
Content-Type: application/json

{
  "portrait": {
    "content-type": "image/png",
    "data": "R0lGODlhAQABAIAAAP///wAAACwAAAAAAQABAAACAkQBADs=",
    "encoding": "base64",
    "filename": "image.png"
  }
}
```

curl

```
curl -i -X PATCH http://nohost/plone/@users/noam -H 'Accept: application/json' -H
↪'Content-Type: application/json' --data-raw '{"portrait": {"content-type": "image/
↪png", "data": "R0lGODlhAQABAIAAAP///wAAACwAAAAAAQABAAACAkQBADs=", "encoding":
↪"base64", "filename": "image.png"}}' --user admin:secret
```

httpie

```
echo '{
  "portrait": {
    "content-type": "image/png",
    "data": "R0lGODlhAQABAIAAAP///wAAACwAAAAAAQABAAACAkQBADs=",
    "encoding": "base64",
    "filename": "image.png"
  }
}' | http PATCH http://nohost/plone/@users/noam Accept:application/json Content-
↪Type:application/json -a admin:secret
```

python-requests

```
requests.patch('http://nohost/plone/@users/noam', headers={
  'Accept': 'application/json',
  'Content-Type': 'application/json',
}, json={
  'portrait': {
    'content-type': 'image/png',
    'data': 'R0lGODlhAQABAIAAAP///wAAACwAAAAAAQABAAACAkQBADs=',
    'encoding': 'base64',
    'filename': 'image.png',
  },
}, auth=('admin', 'secret'))
```

A successful response to a PATCH request will be indicated by a *204 No Content* response. Then asking for the user the portrait URL should be on the response:

```
HTTP/1.1 200 OK
Content-Type: application/json

{
  "@id": "http://localhost:55001/plone/@users/noam",
  "description": null,
  "email": "noam.chomsky@example.com",
  "fullname": null,
  "home_page": null,
  "id": "noam",
  "location": null,
  "portrait": "http://localhost:55001/plone/portal_memberdata/portraits/noam",
  "roles": [
    "Member"
  ],
  "username": "noam"
}
```

Adding the portrait via the @user endpoint does not scale it since it's assumed that the frontend will take care of it (resizing/cropping). If you still want that Plone to take care of the scaling using the default Plone behavior for portraits, you have to add the `scale` attribute to the request: http

```
PATCH /plone/@users/noam HTTP/1.1
Accept: application/json
Authorization: Basic YWRtaW46c2VjcmV0
Content-Type: application/json

{
  "portrait": {
    "content-type": "image/png",
    "data": "R0lGODlhAQABAIAAAP///wAAACwAAAAAAQABAAACAkQBADs=",
    "encoding": "base64",
    "filename": "image.png",
    "scale": true
  }
}
```

curl

```
curl -i -X PATCH http://nohost/plone/@users/noam -H 'Accept: application/json' -H
↪ 'Content-Type: application/json' --data-raw '{"portrait": {"content-type": "image/
↪ png", "data": "R0lGODlhAQABAIAAAP///wAAACwAAAAAAQABAAACAkQBADs=", "encoding":
↪ "base64", "filename": "image.png", "scale": true}}' --user admin:secret
```

httplib

```
echo '{
  "portrait": {
    "content-type": "image/png",
    "data": "R0lGODlhAQABAIAAAP///wAAACwAAAAAAQABAAACAkQBADs=",
    "encoding": "base64",
    "filename": "image.png",
    "scale": true
  }
}' | http PATCH http://nohost/plone/@users/noam Accept:application/json Content-
↪ Type:application/json -a admin:secret
```

python-requests



```
requests.patch('http://nohost/plone/@users/noam', headers={
    'Accept': 'application/json',
    'Content-Type': 'application/json',
}, json={
    'portrait': {
        'content-type': 'image/png',
        'data': 'R0lGODlhAQABAIAAAP///wAAACwAAAAAAQABAAACAkQBADs=',
        'encoding': 'base64',
        'filename': 'image.png',
        'scale': True,
    },
}, auth=('admin', 'secret'))
```

### 1.17.5 Delete User

To delete a user send a DELETE request to the `/@users` endpoint and append the user id of the user you want to delete, e.g. to delete the user with the id `johndoe`: `http`

```
DELETE /plone/@users/noam HTTP/1.1
Accept: application/json
Authorization: Basic YWRtaW46c2VjcmV0
```

`curl`

```
curl -i -X DELETE http://nohost/plone/@users/noam -H 'Accept: application/json' --
↳user admin:secret
```

`httpie`

```
http DELETE http://nohost/plone/@users/noam Accept:application/json -a admin:secret
```

`python-requests`

```
requests.delete('http://nohost/plone/@users/noam', headers={
    'Accept': 'application/json',
}, auth=('admin', 'secret'))
```

A successful response will be indicated by a *204 No Content* response:

```
HTTP/1.1 204 No Content
```

### 1.17.6 User registration

Plone allows you to enable the auto registration of users. If it is enabled, then an anonymous user can register a new user using the user creation endpoint. This new user will have the role `Member` by default as the Plone registration process also does.

To create a new user send a POST request to the `@users` endpoint: `http`

```
POST /plone/@users HTTP/1.1
Accept: application/json
Authorization: Basic YWRtaW46c2VjcmV0
Content-Type: application/json
```

(continues on next page)

(continued from previous page)

```
{
  "description": "Professor of Linguistics",
  "email": "noam.chomsky@example.com",
  "fullname": "Noam Avram Chomsky",
  "home_page": "web.mit.edu/chomsky",
  "location": "Cambridge, MA",
  "sendPasswordReset": true,
  "username": "noamchomsky"
}
```

### curl

```
curl -i -X POST http://nohost/plone/@users -H 'Accept: application/json' -H 'Content-
↪Type: application/json' --data-raw '{"description": "Professor of Linguistics",
↪"email": "noam.chomsky@example.com", "fullname": "Noam Avram Chomsky", "home_page":
↪"web.mit.edu/chomsky", "location": "Cambridge, MA", "sendPasswordReset": true,
↪"username": "noamchomsky"}' --user admin:secret
```

### httpie

```
echo '{
  "description": "Professor of Linguistics",
  "email": "noam.chomsky@example.com",
  "fullname": "Noam Avram Chomsky",
  "home_page": "web.mit.edu/chomsky",
  "location": "Cambridge, MA",
  "sendPasswordReset": true,
  "username": "noamchomsky"
}' | http POST http://nohost/plone/@users Accept:application/json Content-
↪Type:application/json -a admin:secret
```

### python-requests

```
requests.post('http://nohost/plone/@users', headers={
  'Accept': 'application/json',
  'Content-Type': 'application/json',
}, json={
  'description': 'Professor of Linguistics',
  'email': 'noam.chomsky@example.com',
  'fullname': 'Noam Avram Chomsky',
  'home_page': 'web.mit.edu/chomsky',
  'location': 'Cambridge, MA',
  'sendPasswordReset': True,
  'username': 'noamchomsky',
}, auth=('admin', 'secret'))
```

If the user should receive an email to set her password, you should pass ‘sendPasswordReset’: true’ in the JSON body of the request. Keep in mind that Plone will send a URL that points to the URL of the Plone site, which might just be your API endpoint.

If the user has been created, the server will respond with a *201 Created* response:

```
HTTP/1.1 201 Created
Content-Type: application/json
Location: http://localhost:55001/plone/@users/noamchomsky

{
```

(continues on next page)

(continued from previous page)

```

"@id": "http://localhost:55001/plone/@users/noamchomsky",
"description": "Professor of Linguistics",
"email": "noam.chomsky@example.com",
"fullname": "Noam Avram Chomsky",
"home_page": "web.mit.edu/chomsky",
"id": "noamchomsky",
"location": "Cambridge, MA",
"portrait": null,
"roles": [
    "Member"
],
"username": "noamchomsky"
}

```

### 1.17.7 Reset User Password

Plone allows to reset a password for a user by sending a POST request to the user resource and appending */reset-password* to the URL:

```

POST /plone/@users/noam/reset-password HTTP/1.1
Host: localhost:8080
Accept: application/json

```

The server will respond with a *200 OK* response and send an email to the user to reset her password.

The token that is part of the reset url in the email can be used to authorize setting a new password: http

```

POST /plone/@users/noam/rest-password HTTP/1.1
Accept: application/json
Authorization: Basic YWRtaW46c2VjcmV0
Content-Type: application/json

{"reset_token": "ef3d2aabacdc2345df63d6acf2edbef4", "new_password": "verysecret"}

```

curl

```

curl -i -X POST http://nohost/plone/@users/noam/rest-password -H 'Accept: application/
↪json' -H 'Content-Type: application/json' --data-raw '{"new_password": "verysecret",
↪ "reset_token": "ef3d2aabacdc2345df63d6acf2edbef4"}' --user admin:secret

```

httpie

```

echo '{
  "new_password": "verysecret",
  "reset_token": "ef3d2aabacdc2345df63d6acf2edbef4"
}' | http POST http://nohost/plone/@users/noam/rest-password Accept:application/json
↪Content-Type:application/json -a admin:secret

```

python-requests

```

requests.post('http://nohost/plone/@users/noam/rest-password', headers={
    'Accept': 'application/json',
    'Content-Type': 'application/json',
}, json={
    'new_password': 'verysecret',

```

(continues on next page)

(continued from previous page)

```
'reset_token': 'ef3d2aabacdc2345df63d6acf2edbef4',
}, auth=('admin', 'secret'))
```

## Reset Own Password

Plone also allows a user to reset her own password directly without sending an email. The endpoint and the request is the same as above, but now the user can send the old password and the new password as payload:

```
POST /plone/@users/noam/reset-password HTTP/1.1
Host: localhost:8080
Accept: application/json
Content-Type: application/json

{
  'old_password': 'secret',
  'new_password': 'verysecret',
}
```

The server will respond with a *200 OK* response without sending an email.

To set the password with the old password you need either the `Set own password` or the `plone.app.controlpanel.UsersAndGroups` permission.

If an API consumer tries to send a password in the payload that is not the same as the currently logged in user, the server will respond with a *400 Bad Request* response.

## Return Values

- *200 OK*
- *400 Bad Request*
- *403 (Unknown Token)*
- *403 (Expired Token)*
- *403 (Wrong user)*
- *403 (Not allowed)*
- *403 (Wrong password)*
- *500 Internal Server Error* (server fault, can not recover internally)

## 1.18 Groups

Available groups in a Plone site can be created, queried, updated and deleted by interacting with the `/@groups` endpoint on portal root (requires an authenticated user):

### 1.18.1 List Groups

To retrieve a list of all current groups in the portal, call the `/@groups` endpoint with a GET request: `http`

```
GET /plone/@groups HTTP/1.1
Accept: application/json
Authorization: Basic YWRtaW46c2VjcmV0
```

curl

```
curl -i http://nohost/plone/@groups -H 'Accept: application/json' --user admin:secret
```

httpie

```
http http://nohost/plone/@groups Accept:application/json -a admin:secret
```

python-requests

```
requests.get('http://nohost/plone/@groups', headers={
    'Accept': 'application/json',
}, auth=('admin', 'secret'))
```

The server will respond with a list of all groups in the portal:

```
HTTP/1.1 200 OK
Content-Type: application/json

[
  {
    "@id": "http://localhost:55001/plone/@groups/Administrators",
    "description": "",
    "email": "",
    "groupname": "Administrators",
    "id": "Administrators",
    "roles": [
      "Manager",
      "Authenticated"
    ],
    "title": "Administrators"
  },
  {
    "@id": "http://localhost:55001/plone/@groups/Reviewers",
    "description": "",
    "email": "",
    "groupname": "Reviewers",
    "id": "Reviewers",
    "roles": [
      "Reviewer",
      "Authenticated"
    ],
    "title": "Reviewers"
  },
  {
    "@id": "http://localhost:55001/plone/@groups/Site Administrators",
    "description": "",
    "email": "",
    "groupname": "Site Administrators",
    "id": "Site Administrators",
    "roles": [
      "Site Administrator",
      "Authenticated"
    ]
  }
]
```

(continues on next page)

(continued from previous page)

```

    ],
    "title": "Site Administrators"
  },
  {
    "@id": "http://localhost:55001/plone/@groups/ploneteam",
    "description": "We are Plone",
    "email": "ploneteam@plone.org",
    "groupname": "ploneteam",
    "id": "ploneteam",
    "roles": [
      "Authenticated"
    ],
    "title": "Plone Team"
  },
  {
    "@id": "http://localhost:55001/plone/@groups/AuthenticatedUsers",
    "description": "Automatic Group Provider",
    "email": "",
    "groupname": "AuthenticatedUsers",
    "id": "AuthenticatedUsers",
    "roles": [],
    "title": "Authenticated Users (Virtual Group)"
  }
]

```

The endpoint supports some basic filtering: http

```

GET /plone/@groups?query=plo HTTP/1.1
Accept: application/json
Authorization: Basic YWRtaW46c2VjcmV0

```

curl

```

curl -i 'http://nohost/plone/@groups?query=plo' -H 'Accept: application/json' --user_
↪admin:secret

```

httpie

```

http 'http://nohost/plone/@groups?query=plo' Accept:application/json -a admin:secret

```

python-requests

```

requests.get('http://nohost/plone/@groups?query=plo', headers={
    'Accept': 'application/json',
}, auth=('admin', 'secret'))

```

The server will respond with a list the filtered groups in the portal with groupname starts with the query.

The endpoint also takes a `limit` parameter that defaults to a maximum of 25 groups at a time for performance reasons.

```

HTTP/1.1 200 OK
Content-Type: application/json

[
  {
    "@id": "http://localhost:55001/plone/@groups/ploneteam",

```

(continues on next page)

(continued from previous page)

```

    "description": "We are Plone",
    "email": "ploneteam@plone.org",
    "groupname": "ploneteam",
    "id": "ploneteam",
    "roles": [
        "Authenticated"
    ],
    "title": "Plone Team"
  }
]

```

## 1.18.2 Create Group

To create a new group, send a POST request to the global `/@groups` endpoint with a JSON representation of the group you want to create in the body: http

```

POST /plone/@groups HTTP/1.1
Accept: application/json
Authorization: Basic YWRtaW46c2VjcmV0
Content-Type: application/json

{
  "description": "The Plone Framework Team",
  "email": "fwt@plone.org",
  "groupname": "fwt",
  "groups": [
    "Administrators"
  ],
  "roles": [
    "Manager"
  ],
  "title": "Framework Team",
  "users": [
    "admin",
    "test_user_1_"
  ]
}

```

curl

```

curl -i -X POST http://nohost/plone/@groups -H 'Accept: application/json' -H 'Content-
↵Type: application/json' --data-raw '{"description": "The Plone Framework Team",
↵"email": "fwt@plone.org", "groupname": "fwt", "groups": ["Administrators"], "roles
↵": ["Manager"], "title": "Framework Team", "users": ["admin", "test_user_1_"]}' --
↵user admin:secret

```

httpie

```

echo '{
  "description": "The Plone Framework Team",
  "email": "fwt@plone.org",
  "groupname": "fwt",
  "groups": [
    "Administrators"
  ],

```

(continues on next page)

(continued from previous page)

```

    "roles": [
      "Manager"
    ],
    "title": "Framework Team",
    "users": [
      "admin",
      "test_user_1_"
    ]
  }' | http POST http://nohost/plone/@groups Accept:application/json Content-
  ↪Type:application/json -a admin:secret

```

## python-requests

```

requests.post('http://nohost/plone/@groups', headers={
    'Accept': 'application/json',
    'Content-Type': 'application/json',
}, json={
    'description': 'The Plone Framework Team',
    'email': 'fwt@plone.org',
    'groupname': 'fwt',
    'groups': ['Administrators'],
    'roles': ['Manager'],
    'title': 'Framework Team',
    'users': ['admin', 'test_user_1_'],
}, auth=('admin', 'secret'))

```

---

**Note:** By default, “groupname” is a required field.

---

If the group has been created successfully, the server will respond with a status 201 (Created). The Location header contains the URL of the newly created group and the resource representation in the payload:

```

HTTP/1.1 201 Created
Content-Type: application/json
Location: http://localhost:55001/plone/@groups/fwt

{
  "@id": "http://localhost:55001/plone/@groups/fwt",
  "description": "The Plone Framework Team",
  "email": "fwt@plone.org",
  "groupname": "fwt",
  "id": "fwt",
  "roles": [
    "Manager",
    "Authenticated"
  ],
  "title": "Framework Team",
  "users": {
    "@id": "http://localhost:55001/plone/@groups",
    "items": [
      "Administrators",
      "admin",
      "test_user_1_"
    ],
    "items_total": 3
  }
}

```

(continues on next page)



(continued from previous page)

}

### 1.18.3 Read Group

To retrieve all details for a particular group, send a GET request to the `/@groups` endpoint and append the group id to the URL: http

```
GET /plone/@groups/ploneteam HTTP/1.1
Accept: application/json
Authorization: Basic YWRtaW46c2VjcmV0
```

curl

```
curl -i http://nohost/plone/@groups/ploneteam -H 'Accept: application/json' --user_
↪admin:secret
```

httpie

```
http http://nohost/plone/@groups/ploneteam Accept:application/json -a admin:secret
```

python-requests

```
requests.get('http://nohost/plone/@groups/ploneteam', headers={
    'Accept': 'application/json',
}, auth=('admin', 'secret'))
```

The server will respond with a 200 OK status code and the JSON representation of the group in the body:

```
HTTP/1.1 200 OK
Content-Type: application/json

{
  "@id": "http://localhost:55001/plone/@groups/ploneteam",
  "description": "We are Plone",
  "email": "ploneteam@plone.org",
  "groupname": "ploneteam",
  "id": "ploneteam",
  "roles": [
    "Authenticated"
  ],
  "title": "Plone Team",
  "users": {
    "@id": "http://localhost:55001/plone/@groups/ploneteam",
    "items": [],
    "items_total": 0
  }
}
```

Batching is supported for the ‘users’ object.

### 1.18.4 Update Group

To update the settings of a group, send a PATCH request with the group details you want to amend to the URL of that particular group: http

```
PATCH /plone/@groups/ploneteam HTTP/1.1
Accept: application/json
Authorization: Basic YWRtaW46c2VjcmV0
Content-Type: application/json

{
  "email": "ploneteam2@plone.org",
  "users": {
    "test_user_1": false
  }
}
```

#### curl

```
curl -i -X PATCH http://nohost/plone/@groups/ploneteam -H 'Accept: application/json' -
↪H 'Content-Type: application/json' --data-raw '{"email": "ploneteam2@plone.org",
↪"users": {"test_user_1": false}}' --user admin:secret
```

#### httpie

```
echo '{
  "email": "ploneteam2@plone.org",
  "users": {
    "test_user_1": false
  }
}' | http PATCH http://nohost/plone/@groups/ploneteam Accept:application/json Content-
↪Type:application/json -a admin:secret
```

#### python-requests

```
requests.patch('http://nohost/plone/@groups/ploneteam', headers={
    'Accept': 'application/json',
    'Content-Type': 'application/json',
}, json={
    'email': 'ploneteam2@plone.org',
    'users': {
        'test_user_1': False,
    },
}, auth=('admin', 'secret'))
```

---

**Note:** The ‘users’ object is a mapping of a user\_id and a boolean indicating adding or removing from the group.

---

A successful response to a PATCH request will be indicated by a *204 No Content* response:

```
HTTP/1.1 204 No Content
```

### 1.18.5 Delete Group

To delete a group send a DELETE request to the /@groups endpoint and append the group id of the group you want to delete: http

```
DELETE /plone/@groups/ploneteam HTTP/1.1
Accept: application/json
Authorization: Basic YWRtaW46c2VjcmV0
```

curl

```
curl -i -X DELETE http://nohost/plone/@groups/ploneteam -H 'Accept: application/json' \
  ↪--user admin:secret
```

httpie

```
http DELETE http://nohost/plone/@groups/ploneteam Accept:application/json -a \
  ↪admin:secret
```

python-requests

```
requests.delete('http://nohost/plone/@groups/ploneteam', headers={
    'Accept': 'application/json',
}, auth=('admin', 'secret'))
```

A successful response will be indicated by a *204 No Content* response:

```
HTTP/1.1 204 No Content
```

## 1.19 Principals

This endpoint will search for all the available principals in the local PAS plugins given a query string. We call a principal to any user or group in the system (requires an authenticated user):

### 1.19.1 Search Principals

To retrieve a list of principals given a search string, call the `/@principals` endpoint with a GET request and a search query parameter: `http`

```
GET /plone/@principals?search=ploneteam HTTP/1.1
Accept: application/json
Authorization: Basic YWRtaW46c2VjcmV0
```

curl

```
curl -i 'http://nohost/plone/@principals?search=ploneteam' -H 'Accept: application/
  ↪json' --user admin:secret
```

httpie

```
http 'http://nohost/plone/@principals?search=ploneteam' Accept:application/json -a \
  ↪admin:secret
```

python-requests

```
requests.get('http://nohost/plone/@principals?search=ploneteam', headers={
    'Accept': 'application/json',
}, auth=('admin', 'secret'))
```

The server will respond with a list of the users and groups in the portal that match the query string:

```
HTTP/1.1 200 OK
Content-Type: application/json

{
  "groups": [
    {
      "@id": "http://localhost:55001/plone/@groups/ploneteam",
      "description": "We are Plone",
      "email": "ploneteam@plone.org",
      "groupname": "ploneteam",
      "id": "ploneteam",
      "roles": [
        "Authenticated"
      ],
      "title": "Plone Team"
    }
  ],
  "users": []
}
```

## 1.20 Roles

Available roles in a Plone site can be queried by interacting with the `/@roles` endpoint on portal root (requires an authenticated user):

### 1.20.1 List Roles

To retrieve a list of all roles in the portal, call the `/@roles` endpoint with a GET request: `http`

```
GET /plone/@roles HTTP/1.1
Accept: application/json
Authorization: Basic YWRtaW46c2VjcmV0
```

`curl`

```
curl -i http://nohost/plone/@roles -H 'Accept: application/json' --user admin:secret
```

`httpie`

```
http http://nohost/plone/@roles Accept:application/json -a admin:secret
```

`python-requests`

```
requests.get('http://nohost/plone/@roles', headers={
    'Accept': 'application/json',
}, auth=('admin', 'secret'))
```

The server will respond with a list of all roles in the portal:

```
HTTP/1.1 200 OK
Content-Type: application/json

[
```

(continues on next page)

(continued from previous page)

```
{
  "@id": "http://localhost:55001/plone/@roles/Contributor",
  "@type": "role",
  "id": "Contributor",
  "title": "Contributor"
},
{
  "@id": "http://localhost:55001/plone/@roles/Editor",
  "@type": "role",
  "id": "Editor",
  "title": "Editor"
},
{
  "@id": "http://localhost:55001/plone/@roles/Member",
  "@type": "role",
  "id": "Member",
  "title": "Member"
},
{
  "@id": "http://localhost:55001/plone/@roles/Reader",
  "@type": "role",
  "id": "Reader",
  "title": "Reader"
},
{
  "@id": "http://localhost:55001/plone/@roles/Reviewer",
  "@type": "role",
  "id": "Reviewer",
  "title": "Reviewer"
},
{
  "@id": "http://localhost:55001/plone/@roles/Site Administrator",
  "@type": "role",
  "id": "Site Administrator",
  "title": "Site Administrator"
},
{
  "@id": "http://localhost:55001/plone/@roles/Manager",
  "@type": "role",
  "id": "Manager",
  "title": "Manager"
}
]
```

The role `title` is the translated role title as displayed in Plone’s “Users and Groups” control panel.

## 1.21 Components

**Warning:** The `@components` endpoint is deprecated and has been removed in plone.restapi 1.0b1. *Breadcrumbs* and *Navigation* are now top-level endpoints.

How to get pages components (i.e. everything but the main content), like breadcrumbs, navigations, actions, etc.

## 1.22 Breadcrumbs

Getting the breadcrumbs for the current page: http

```
GET /plone/front-page/@breadcrumbs HTTP/1.1
Accept: application/json
Authorization: Basic YWRtaW46c2VjcmV0
```

curl

```
curl -i http://nohost/plone/front-page/@breadcrumbs -H 'Accept: application/json' --
↪user admin:secret
```

httpie

```
http http://nohost/plone/front-page/@breadcrumbs Accept:application/json -a_
↪admin:secret
```

python-requests

```
requests.get('http://nohost/plone/front-page/@breadcrumbs', headers={
    'Accept': 'application/json',
}, auth=('admin', 'secret'))
```

Example response:

```
HTTP/1.1 200 OK
Content-Type: application/json

{
  "@id": "http://localhost:55001/plone/front-page/@breadcrumbs",
  "items": [
    {
      "@id": "http://localhost:55001/plone/front-page",
      "title": "Welcome to Plone"
    }
  ]
}
```

## 1.23 Navigation

### 1.23.1 Top-Level Navigation

Getting the top navigation items: http

```
GET /plone/front-page/@navigation HTTP/1.1
Accept: application/json
Authorization: Basic YWRtaW46c2VjcmV0
```

curl

```
curl -i http://nohost/plone/front-page/@navigation -H 'Accept: application/json' --
↪user admin:secret
```

httpie

```
http http://nohost/plone/front-page/@navigation Accept:application/json -a ↵
↪admin:secret
```

#### python-requests

```
requests.get('http://nohost/plone/front-page/@navigation', headers={
    'Accept': 'application/json',
}, auth=('admin', 'secret'))
```

#### Example response:

```
HTTP/1.1 200 OK
Content-Type: application/json

{
  "@id": "http://localhost:55001/plone/front-page/@navigation",
  "items": [
    {
      "@id": "http://localhost:55001/plone",
      "description": "",
      "title": "Home"
    },
    {
      "@id": "http://localhost:55001/plone/front-page",
      "description": "Congratulations! You have successfully installed Plone.",
      "title": "Welcome to Plone"
    }
  ]
}
```

## 1.23.2 Navigation Tree

Getting the navigation item tree providing a `expand.navigation.depth` parameter: `http`

```
GET /plone/front-page/@navigation?expand.navigation.depth=4 HTTP/1.1
Accept: application/json
Authorization: Basic YWRtaW46c2VjcmV0
```

#### curl

```
curl -i 'http://nohost/plone/front-page/@navigation?expand.navigation.depth=4' -H
↪'Accept: application/json' --user admin:secret
```

#### httpie

```
http 'http://nohost/plone/front-page/@navigation?expand.navigation.depth=4' ↵
↪Accept:application/json -a admin:secret
```

#### python-requests

```
requests.get('http://nohost/plone/front-page/@navigation?expand.navigation.depth=4', ↵
↪headers={
    'Accept': 'application/json',
}, auth=('admin', 'secret'))
```

#### Example response:

```

HTTP/1.1 200 OK
Content-Type: application/json

{
  "@id": "http://localhost:55001/plone/front-page/@navigation",
  "items": [
    {
      "@id": "http://localhost:55001/plone",
      "description": "",
      "items": "",
      "title": "Home"
    },
    {
      "@id": "http://localhost:55001/plone/front-page",
      "description": "Congratulations! You have successfully installed Plone.",
      "items": [],
      "title": "Welcome to Plone"
    },
    {
      "@id": "http://localhost:55001/plone/folder",
      "description": "",
      "items": [
        {
          "@id": "http://localhost:55001/plone/folder/subfolder1",
          "description": "",
          "items": [
            {
              "@id": "http://localhost:55001/plone/folder/subfolder1/thirdlevelfolder
↵",
              "description": "",
              "items": [
                {
                  "@id": "http://localhost:55001/plone/folder/subfolder1/
↵thirdlevelfolder/fourthlevelfolder",
                  "description": "",
                  "title": "Fourth Level Folder"
                }
              ],
              "title": "Third Level Folder"
            }
          ],
          "title": "SubFolder 1"
        },
        {
          "@id": "http://localhost:55001/plone/folder/subfolder2",
          "description": "",
          "title": "SubFolder 2"
        },
        {
          "@id": "http://localhost:55001/plone/folder/doc1",
          "description": "",
          "title": "A document"
        }
      ],
      "title": "Some Folder"
    }
  ]
}

```

(continues on next page)



(continued from previous page)

```

    "@id": "http://localhost:55001/plone/folder2",
    "description": "",
    "items": [],
    "title": "Some Folder 2"
  }
]
}

```

## 1.24 Serialization

Throughout the REST API, content needs to be serialized and deserialized to and from JSON representations.

In general, the format used for serializing content when reading from the API is the same as is used to submit content to the API for writing.

### 1.24.1 Basic Types

Basic Python data types that have a corresponding type in JSON, like integers or strings, will simply be translated between the Python type and the respective JSON type.

### 1.24.2 Dates and Times

Since JSON doesn't have native support for dates/times, the Python/Zope datetime types will be serialized to an ISO 8601 datestring.

Python	JSON
<code>time(19, 45, 55)</code>	<code>'19:45:55'</code>
<code>date(2015, 11, 23)</code>	<code>'2015-11-23'</code>
<code>datetime(2015, 11, 23, 19, 45, 55)</code>	<code>'2015-11-23T19:45:55'</code>
<code>DateTime('2015/11/23 19:45:55')</code>	<code>'2015-11-23T19:45:55'</code>

### 1.24.3 RichText fields

RichText fields will be serialized as follows:

A RichTextValue like

```

RichTextValue(u'<p>Hallöchen</p>',
              mimeType='text/html',
              outputMimeType='text/html')

```

will be serialized to

```

{
  "data": "<p>Hall\u00f6chen</p>",
  "content-type": "text/html",
  "encoding": "utf-8"
}

```

## 1.24.4 File / Image Fields

### Download (serialization)

For download, a file field will be serialized to a mapping that contains the file's most basic metadata, and a hyperlink that the client can follow to download the file:

```
{
  "...": "",
  "@type": "File",
  "title": "My file",
  "file": {
    "content-type": "application/pdf",
    "download": "http://localhost:55001/plone/file/@@download/file",
    "filename": "file.pdf",
    "size": 74429
  }
}
```

That URL in the `download` property points to the regular Plone download view. The client can send a GET request to that URL with an `Accept` header containing the MIME type indicated in the `content-type` property, and will get a response containing the file.

Image fields are serialized in the same way, except that their serialization contains their `width` and `height`, and an additional property `scales` that contains a mapping with the available image scales. Image URLs are created using the UID-based URL that changes each time the image is modified, so these URLs can be properly cached:

```
{
  "icon": {
    "download": "http://localhost:55001/plone/image/@@images/8eed3f80-5e1f-4115-85b8-
↪650a10a6ca84.png",
    "height": 32,
    "width": 24
  },
  "large": {
    "download": "http://localhost:55001/plone/image/@@images/0d1824d1-2672-4b62-9277-
↪aeb220d3bf15.png",
    "height": 768,
    "width": 576
  },
  "...": {}
}
```

### Upload (deserialization)

For file or image fields, the client must provide the file's data as a mapping containing the file data and some additional metadata:

- `data` - the base64 encoded contents of the file
- `encoding` - the encoding you used to encode the data, so usually *base64*
- `content-type` - the MIME type of the file
- `filename` - the name of the file, including extension

```
{
  "...": "",
  "@type": "File",
  "title": "My file",
  "file": {
    "data": "TG9yZW0gSXBzdW0uCg==",
    "encoding": "base64",
    "filename": "lorem.txt",
    "content-type": "text/plain"}
}
```

## 1.24.5 Relations

### Serialization

A `RelationValue` will be serialized to a short summary representation of the referenced object:

```
{
  "@id": "http://nohost/plone/doc1",
  "@type": "DXTestDocument",
  "title": "Document 1",
  "description": "Description"
}
```

The `RelationList` containing that reference will be represented as a list in JSON.

### Deserialization

In order to set a relation when creating or updating content, you can use one of several ways to specify relations:

- UID
- path
- URL
- intid

Specify relations by UID:

```
{
  "relatedItems": [
    "158e5361282647e39bf0698fe238814b",
    "5597250bda4b41eab6ed37cd25fb0979"
  ]
}
```

Specify relations by path:

```
{
  "relatedItems": ["/page1", "/page2"]
}
```

Specify relations by URL:

```
{
  "relatedItems": [
    "http://localhost:8080/Plone/page1",
    "http://localhost:8080/Plone/page2"
  ]
}
```

Specify relations by intid:

```
{
  "relatedItems": [347127075, 347127076]
}
```

## 1.25 Search

Content in a Plone site can be searched for by invoking the `/@search` endpoint on any context:

```
GET /plone/@search HTTP/1.1
Accept: application/json
```

A search is **contextual** by default, i.e. it is bound to a specific context (a *collection* in HTTP REST terms) and searches within that collection and any sub-collections.

Since a Plone site is also a collection, we therefore have a global search (by invoking the `/@search` endpoint on the site root) and contextual searches (by invoking that endpoint on any other context) all using the same pattern.

In terms of the resulting catalog query this means that, by default, a search will be constrained by the path to the context it's invoked on, unless you explicitly supply your own `path` query.

Search results are represented similar to collections: `http`

```
GET /plone/@search?sort_on=path HTTP/1.1
Accept: application/json
Authorization: Basic YWRtaW46c2VjcmV0
```

`curl`

```
curl -i 'http://nohost/plone/@search?sort_on=path' -H 'Accept: application/json' --
↳user admin:secret
```

`httpie`

```
http 'http://nohost/plone/@search?sort_on=path' Accept:application/json -a_
↳admin:secret
```

`python-requests`

```
requests.get('http://nohost/plone/@search?sort_on=path', headers={
    'Accept': 'application/json',
}, auth=('admin', 'secret'))
```

```
HTTP/1.1 200 OK
Content-Type: application/json
```

```
{
```

(continues on next page)

(continued from previous page)

```

"@id": "http://localhost:55001/plone/@search",
"items": [
  {
    "@id": "http://localhost:55001/plone/front-page",
    "@type": "Document",
    "description": "Congratulations! You have successfully installed Plone.",
    "review_state": "private",
    "title": "Welcome to Plone"
  }
],
"items_total": 1
}

```

The default representation for search results is a summary that contains only the most basic information. In order to return specific metadata columns, see the documentation of the `metadata_fields` parameter below.

**Note:** A search invoked on a container will by default **include that container itself** as part of the search results. This is the same behavior as displayed by ZCatalog, which is used internally. If you add the query string parameter `depth=1` to your search, you will only get **immediate** children of the container, and the container itself also won't be part of the results. See the Plone docs on [searching for content within a folder](#). for more details.

**Note:** Search results results will be **batched** if the size of the resultset exceeds the batch size. See [Batching](#) for more details on how to work with batched results.

**Warning:** The `@@search` view or in Plone LiveSearch widget are coded in a way that the `SearchableText` parameter is expanded by including a `*` wildcard at the end. This is done in order to match also the partial results of the beginning of a search term(s). `plone.restapi @search` endpoint will not do that for you. You'll have to add it if you want to keep this feature.

### 1.25.1 Query format

Queries and query-wide options (like `sort_on`) are submitted as query string parameters to the `/@search` request:

```
GET /plone/@search?SearchableText=lorem HTTP/1.1
```

This is nearly identical to the way that queries are passed to the Plone `@@search` browser view, with only a few minor differences.

For general information on how to query the Plone catalog, please refer to the [Plone Documentation on Querying](#).

#### Query options

In case you want to supply query options to a query against a particular index, you'll need to flatten the corresponding query dictionary and use a dotted notation to indicate nesting.

For example, to specify the `depth` query option for a path query, the original query as a Python dictionary would look like this:

```
query = {'path': {'query': '/folder',
                  'depth': 2}}
```

This dictionary will need to be flattened in dotted notation in order to pass it in a query string: `http`

```
GET /plone/@search?sort_on=path&path.query=%2Fplone%2Ffolder1&path.depth=1 HTTP/1.1
Accept: application/json
Authorization: Basic YWRtaW46c2VjcmV0
```

`curl`

```
curl -i 'http://nohost/plone/@search?sort_on=path&path.query=%2Fplone%2Ffolder1&path.
↳depth=1' -H 'Accept: application/json' --user admin:secret
```

`httpie`

```
http 'http://nohost/plone/@search?sort_on=path&path.query=%2Fplone%2Ffolder1&path.
↳depth=1' Accept:application/json -a admin:secret
```

`python-requests`

```
requests.get('http://nohost/plone/@search?sort_on=path&path.query=%2Fplone%2Ffolder1&
↳path.depth=1', headers={
    'Accept': 'application/json',
}, auth=('admin', 'secret'))
```

```
HTTP/1.1 200 OK
Content-Type: application/json

{
  "@id": "http://localhost:55001/plone/@search?path.query=%2Fplone%2Ffolder1&path.
↳depth=1",
  "items": [
    {
      "@id": "http://localhost:55001/plone/folder1/folder2",
      "@type": "Folder",
      "description": "",
      "review_state": "private",
      "title": "Folder 2"
    }
  ],
  "items_total": 1
}
```

Again, this is very similar to how [Record Arguments](#) are parsed by ZPublisher, except that you can omit the `:record` suffix.

### Restricting search to multiple paths

To restrict search to multiple paths, the original query as a Python dictionary would look like this (with an optional depth and `sort_on`):

```
query = {'path': {'query': ('/folder', '/folder2'),
                  'depth': 2},
         'sort_on': 'path'}
```

This dictionary will need to be flattened in dotted notation in order to pass it in a query string. In order to specify multiple paths, simply repeat the query string parameter (the `requests` module will do this automatically for you if you pass it a list of values for a query string parameter). `http`

```
GET /plone/@search?sort_on=path&path.query=%2Fplone%2Ffolder1&path.query=%2Fplone
↳%2Ffolder2&path.depth=2 HTTP/1.1
Accept: application/json
Authorization: Basic YWRtaW46c2VjcmV0
```

`curl`

```
curl -i 'http://nohost/plone/@search?sort_on=path&path.query=%2Fplone%2Ffolder1&path.
↳query=%2Fplone%2Ffolder2&path.depth=2' -H 'Accept: application/json' --user_
↳admin:secret
```

`httpie`

```
http 'http://nohost/plone/@search?sort_on=path&path.query=%2Fplone%2Ffolder1&path.
↳query=%2Fplone%2Ffolder2&path.depth=2' Accept:application/json -a admin:secret
```

`python-requests`

```
requests.get('http://nohost/plone/@search?sort_on=path&path.query=%2Fplone%2Ffolder1&
↳path.query=%2Fplone%2Ffolder2&path.depth=2', headers={
    'Accept': 'application/json',
}, auth=('admin', 'secret'))
```

```
HTTP/1.1 200 OK
Content-Type: application/json

{
  "@id": "http://localhost:55001/plone/@search?path.query=%2Fplone%2Ffolder1&path.
↳query=%2Fplone%2Ffolder2&path.depth=2",
  "items": [
    {
      "@id": "http://localhost:55001/plone/folder1",
      "@type": "Folder",
      "description": "",
      "review_state": "private",
      "title": "Folder 1"
    },
    {
      "@id": "http://localhost:55001/plone/folder1/doc1",
      "@type": "Document",
      "description": "",
      "review_state": "private",
      "title": "Lorem Ipsum"
    },
    {
      "@id": "http://localhost:55001/plone/folder2",
      "@type": "Folder",
      "description": "",
      "review_state": "private",
      "title": "Folder 2"
    },
    {
      "@id": "http://localhost:55001/plone/folder2/doc2",
```

(continues on next page)

(continued from previous page)

```

    "@type": "Document",
    "description": "",
    "review_state": "private",
    "title": "Lorem Ipsum"
  }
],
"items_total": 4
}

```

## Data types in queries

Because HTTP query strings contain no information about data types, any query string parameter value ends up as a string in the Zope's request. This means, that for values types that aren't string, these data types need to be reconstructed on the server side in plone.restapi.

For most index types and their query values and query options, plone.restapi can handle this for you. If you pass it `path.query=foo&path.depth=1`, it has the necessary knowledge about the `ExtendedPathIndex`'s options to turn the string `1` for the `depth` argument back into an integer before passing the query on to the catalog.

However, certain index types (a `FieldIndex` for example) may take arbitrary data types as query values. In that case, plone.restapi simply can't know what data type to cast your query value to, and you'll need to specify it using `ZPublisher` type hints:

```

GET /plone/@search?numeric_field=42:int HTTP/1.1
Accept: application/json

```

Please refer to the [Documentation on Argument Conversion in ZPublisher](#) for details.

### 1.25.2 Retrieving additional metadata

By default the results are represented as summaries that only contain the most basic information about the items, like their URL and title. If you need to retrieve additional metadata columns, you can do so by specifying the additional column names in the `metadata_fields` parameter: `http`

```

GET /plone/@search?SearchableText=lorem&metadata_fields=modified&metadata_
↪fields=created HTTP/1.1
Accept: application/json
Authorization: Basic YWRtaW46c2VjcmV0

```

curl

```

curl -i 'http://nohost/plone/@search?SearchableText=lorem&metadata_fields=modified&
↪metadata_fields=created' -H 'Accept: application/json' --user admin:secret

```

httpie

```

http 'http://nohost/plone/@search?SearchableText=lorem&metadata_fields=modified&
↪metadata_fields=created' Accept:application/json -a admin:secret

```

python-requests



```
requests.get('http://nohost/plone/@search?SearchableText=lorem&metadata_
↳fields=modified&metadata_fields=created', headers={
    'Accept': 'application/json',
}, auth=('admin', 'secret'))
```

```
HTTP/1.1 200 OK
Content-Type: application/json

{
  "@id": "http://localhost:55001/plone/@search?SearchableText=lorem&metadata_
↳fields=modified&metadata_fields=created",
  "items": [
    {
      "@id": "http://localhost:55001/plone/doc1",
      "@type": "Document",
      "created": "2016-10-21T19:00:00+00:00",
      "description": "",
      "modified": "2016-10-21T19:00:00+00:00",
      "review_state": "private",
      "title": "Lorem Ipsum"
    }
  ],
  "items_total": 1
}
```

The metadata from those columns then will be included in the results. In order to specify multiple columns, simply repeat the query string parameter once for every column name (the `requests` module will do this automatically for you if you pass it a list of values for a query string parameter).

In order to retrieve all metadata columns that the catalog knows about, use `metadata_fields=_all`.

### 1.25.3 Retrieving full objects

If the data provided as metadata is not enough, you can retrieve search results as full serialized objects equivalent to what the resource GET request would produce.

You do so by specifying the `fullobjects` parameter: `http`

```
GET /plone/@search?SearchableText=lorem&fullobjects=1 HTTP/1.1
Accept: application/json
Authorization: Basic YWRtaW46c2VjcmV0
```

`curl`

```
curl -i 'http://nohost/plone/@search?SearchableText=lorem&fullobjects=1' -H 'Accept:
↳application/json' --user admin:secret
```

`httpie`

```
http 'http://nohost/plone/@search?SearchableText=lorem&fullobjects=1'
↳Accept:application/json -a admin:secret
```

`python-requests`

```
requests.get('http://nohost/plone/@search?SearchableText=lorem&fullobjects=1',  
↳ headers={  
    'Accept': 'application/json',  
}, auth=('admin', 'secret'))
```

```
HTTP/1.1 200 OK  
Content-Type: application/json  
  
{  
  "@id": "http://localhost:55001/plone/@search?SearchableText=lorem&fullobjects=1",  
  "items": [  
    {  
      "@components": {  
        "actions": {  
          "@id": "http://localhost:55001/plone/doc1/@actions"  
        },  
        "breadcrumbs": {  
          "@id": "http://localhost:55001/plone/doc1/@breadcrumbs"  
        },  
        "navigation": {  
          "@id": "http://localhost:55001/plone/doc1/@navigation"  
        },  
        "types": {  
          "@id": "http://localhost:55001/plone/doc1/@types"  
        },  
        "workflow": {  
          "@id": "http://localhost:55001/plone/doc1/@workflow"  
        }  
      },  
      "@id": "http://localhost:55001/plone/doc1",  
      "@type": "Document",  
      "UID": "SomeUUID00000000000000000000000000000002",  
      "allow_discussion": false,  
      "changeNote": "",  
      "contributors": [],  
      "created": "2016-10-21T19:00:00+00:00",  
      "creators": [  
        "test_user_1_"  
      ],  
      "description": "",  
      "effective": null,  
      "exclude_from_nav": false,  
      "expires": null,  
      "id": "doc1",  
      "is_folderish": false,  
      "language": "",  
      "layout": "document_view",  
      "modified": "2016-10-21T19:00:00+00:00",  
      "parent": {  
        "@id": "http://localhost:55001/plone",  
        "@type": "Plone Site",  
        "description": "",  
        "title": "Plone site"  
      },  
      "relatedItems": [],  
      "review_state": "private",  
      "rights": "",
```

(continues on next page)

(continued from previous page)

```

    "subjects": [],
    "table_of_contents": null,
    "text": null,
    "title": "Lorem Ipsum",
    "version": "current",
    "versioning_enabled": true
  }
],
"items_total": 1
}

```

**Warning:** Be aware that this might induce performance issues when retrieving a lot of resources. Normally the search just serializes catalog brains, but with full objects we wake up all the returned objects.

## 1.26 TUS resumable upload

plone.restapi supports the [TUS Open Protocol](#) for resumable file uploads. There is a `@tus-upload` endpoint to upload a file and a `@tus-replace` endpoint to replace an existing file.

### 1.26.1 Creating an Upload URL

**Note:** POST requests to the `@tus-upload` endpoint are allowed on all IFolderish content types (e.g. Folder).

To create a new upload, send a POST request to the `@tus-upload` endpoint. http

```

POST /plone/folder/@tus-upload HTTP/1.1
Accept: application/json
Authorization: Basic YWRtaW46c2VjcmV0
Tus-Resumable: 1.0.0
Upload-Length: 8
Upload-Metadata: filename dGVzdc50eHQ=,content-type dGV4dC9wbGFpbG==

```

curl

```

curl -i -X POST http://nohost/plone/folder/@tus-upload -H 'Accept: application/json' -
↳H 'Tus-Resumable: 1.0.0' -H 'Upload-Length: 8' -H 'Upload-Metadata: filename_
↳dGVzdc50eHQ=,content-type dGV4dC9wbGFpbG==' --user admin:secret

```

httpie

```

http POST http://nohost/plone/folder/@tus-upload Accept:application/json Tus-
↳Resumable:1.0.0 Upload-Length:8 Upload-Metadata:'filename dGVzdc50eHQ=,content-type_
↳dGV4dC9wbGFpbG==' -a admin:secret

```

python-requests

```

requests.post('http://nohost/plone/folder/@tus-upload', headers={
    'Accept': 'application/json',
    'Tus-Resumable': '1.0.0',

```

(continues on next page)

(continued from previous page)

```
'Upload-Length': '8',
'Upload-Metadata': 'filename dGVzdC50eHQ=,content-type dGV4dC9wbGFpbG==',
}, auth=('admin', 'secret'))
```

The server will return a temporary upload URL in the location header of the response:

```
HTTP/1.1 201 Created
Location: http://localhost:55001/plone/folder/@tus-upload/
↪032803b64ad746b3ab46d9223ea3d90f
Tus-Resumable: 1.0.0
```

The file can then be uploaded in the next step to that temporary URL.

## 1.26.2 Uploading a File

---

**Note:** PATCH requests to the `@tus-upload` endpoint are allowed on all IContentish content types.

---

Once a temporary upload URL has been created, a client can send a PATCH request to upload a file. The file content should be send in the body of the request:

```
PATCH /plone/folder/@tus-upload/032803b64ad746b3ab46d9223ea3d90f HTTP/1.1
Accept: application/json
Authorization: Basic YWRtaW46c2VjcmV0
Tus-Resumable: 1.0.0
Upload-Offset: 3
Content-Type: application/offset+octet-stream

defgh
```

When just a single file is uploaded at once, the server will respond with a `204: No Content` response after a successful upload. The HTTP location header contains he URL of the newly created content object:

```
HTTP/1.1 204 No Content
Location: http://localhost:55001/plone/folder/document-2016-10-21
Tus-Resumable: 1.0.0
Upload-Offset: 8
```

## 1.26.3 Partial Upload

TUS allows partial upload of files. A partial file is also uploaded by sending a PATCH request to the temporary URL:

```
PATCH /plone/folder/@tus-upload/032803b64ad746b3ab46d9223ea3d90f HTTP/1.1
Accept: application/json
Authorization: Basic YWRtaW46c2VjcmV0
Tus-Resumable: 1.0.0
Upload-Offset: 0
Content-Type: application/offset+octet-stream

abc
```

The server will also respond with a `204: No content` response. Though, instead of providing the final file URL in the 'location' header, the server provides an updated 'Upload-Offset' value, to tell the client the new offset:

```
HTTP/1.1 204 No Content
Tus-Resumable: 1.0.0
Upload-Offset: 3
```

When the last partial file has been uploaded, the server will contain the final file URL in the ‘location’ header.

## 1.26.4 Replacing Existing Files

TUS can also be used to replace an existing file by sending a POST request to the `@tus-replace` endpoint instead.

```
POST /plone/myfile/@tus-replace HTTP/1.1
Accept: application/json
Authorization: Basic YWRtaW46c2VjcmV0
Tus-Resumable: 1.0.0
Upload-Length: 8
Upload-Metadata: filename dGVzdC50eHQ=,content-type dGV4dC9wbGFpbG==
```

The server will respond with a `201: Created` status and return the URL of the temporary created upload resource in the location header of the response:

```
HTTP/1.1 201 Created
Location: http://localhost:55001/plone/folder/@tus-upload/
↳032803b64ad746b3ab46d9223ea3d90f
Tus-Resumable: 1.0.0
```

The file can then be uploaded to that URL using the PATCH method in the same way as creating a new file:

```
PATCH /plone/myfile/@tus-upload/4e465958b24a46ec8657e6f3be720991 HTTP/1.1
Accept: application/json
Authorization: Basic YWRtaW46c2VjcmV0
Tus-Resumable: 1.0.0
Upload-Offset: 0
Content-Type: application/offset+octet-stream

abcdefgh
```

The server will respond with a `204: No Content` response and the final file URL in the HTTP location header:

```
HTTP/1.1 204 No Content
Location: http://localhost:55001/plone/myfile
Tus-Resumable: 1.0.0
Upload-Offset: 8
```

## 1.26.5 Asking for the Current File Offset

To ask the server for the current file offset, the client can send a HEAD request to the upload URL: `http`

```
HEAD /plone/folder/@tus-upload/032803b64ad746b3ab46d9223ea3d90f HTTP/1.1
Accept: application/json
Authorization: Basic YWRtaW46c2VjcmV0
Tus-Resumable: 1.0.0
```

```
curl
```

```
curl -i -X HEAD http://nohost/plone/folder/@tus-upload/  
↪032803b64ad746b3ab46d9223ea3d90f -H 'Accept: application/json' -H 'Tus-Resumable: 1.  
↪0.0' --user admin:secret
```

httpie

```
http HEAD http://nohost/plone/folder/@tus-upload/032803b64ad746b3ab46d9223ea3d90f_  
↪Accept:application/json Tus-Resumable:1.0.0 -a admin:secret
```

python-requests

```
requests.head('http://nohost/plone/folder/@tus-upload/032803b64ad746b3ab46d9223ea3d90f  
↪', headers={  
    'Accept': 'application/json',  
    'Tus-Resumable': '1.0.0',  
}, auth=('admin', 'secret'))
```

The server will respond with a *200: Ok* status and the current file offset in the ‘Upload-Offset’ header:

```
HTTP/1.1 200 OK  
Tus-Resumable: 1.0.0  
Upload-Length: 8  
Upload-Offset: 3
```

## 1.26.6 Configuration and Options

The current TUS configuration and a list of supported options can be retrieved sending an `OPTIONS` request to the `@tus-upload` endpoint: `http`

```
OPTIONS /plone/folder/@tus-upload HTTP/1.1  
Accept: application/json  
Authorization: Basic YWRtaW46c2VjcmV0
```

curl

```
curl -i -X OPTIONS http://nohost/plone/folder/@tus-upload -H 'Accept: application/json  
↪' --user admin:secret
```

httpie

```
http OPTIONS http://nohost/plone/folder/@tus-upload Accept:application/json -a_  
↪admin:secret
```

python-requests

```
requests.options('http://nohost/plone/folder/@tus-upload', headers={  
    'Accept': 'application/json',  
}, auth=('admin', 'secret'))
```

The server will respond with a *204: No content* status and HTTP headers containing information about the available extensions and the TUS version:

```
HTTP/1.1 204 No Content  
Tus-Extension: creation,expiration  
Tus-Resumable: 1.0.0  
Tus-Version: 1.0.0
```

## 1.26.7 CORS Configuration

If you use CORS and want to make it work with TUS, you have to make sure the TUS specific HTTP headers are allowed by your CORS policy.

```
<plone:CORSPolicy
  allow_origin="http://localhost"
  allow_methods="DELETE,GET,OPTIONS,PATCH,POST,PUT"
  allow_credentials="true"
  allow_headers="Accept,Authorization,Origin,X-Requested-With,Content-Type,Upload-
↪Length,Upload-Offset,Tus-Resumable,Upload-Metadata"
  expose_headers="Upload-Offset,Location,Upload-Length,Tus-Version,Tus-Resumable,Tus-
↪Max-Size,Tus-Extension,Upload-Metadata"
  max_age="3600"
/>
```

See the plone.rest documentation for more information on how to configure CORS policies.

See <http://tus.io/protocols/resumable-upload.html#headers> for a list and description of the individual headers.

## 1.26.8 Temporary Upload Directory

During upload files are stored in a temporary directory that by default is located in the *CLIENT\_HOME* directory. If you are using a multi ZEO client setup without session stickiness you *must* configure this to a directory shared by all ZEO clients by setting the *TUS\_TMP\_FILE\_DIR* environment variable. E.g. `TUS_TMP_FILE_DIR=/tmp/tus-uploads`

## 1.27 Vocabularies

Vocabularies are utilities containing a list of values grouped by interest or different Plone features. For example, `plone.app.vocabularies.ReallyUserFriendlyTypes` will return all the content types registered in Plone. The vocabularies return a list of objects with the items `title` and `token`.

---

**Note:** These docs are generated by code tests, therefore you will see some ‘test’ contenttypes appear here.

---

### 1.27.1 Get all vocabularies

To retrieve a list of all the available vocabularies, send a GET request to the `@vocabularies` endpoint: `http`

```
GET /plone/@vocabularies HTTP/1.1
Accept: application/json
Authorization: Basic YWRtaW46c2VjcmV0
```

`curl`

```
curl -i http://nohost/plone/@vocabularies -H 'Accept: application/json' --user_
↪admin:secret
```

`httpie`

```
http http://nohost/plone/@vocabularies Accept:application/json -a admin:secret
```

python-requests

```
requests.get('http://nohost/plone/@vocabularies', headers={
    'Accept': 'application/json',
}, auth=('admin', 'secret'))
```

The response will include a list with the URL (@id) the dotted names (title) of all the available vocabularies in Plone:

```
HTTP/1.1 200 OK
Content-Type: application/json

[
  {
    "@id": "http://localhost:55001/plone/@vocabularies/plone.app.content.
↪ValidAddableTypes",
    "title": "plone.app.content.ValidAddableTypes"
  },
  {
    "@id": "http://localhost:55001/plone/@vocabularies/plone.contentrules.events",
    "title": "plone.contentrules.events"
  },
  {
    "@id": "http://localhost:55001/plone/@vocabularies/plone.app.vocabularies.
↪AvailableContentLanguages",
    "title": "plone.app.vocabularies.AvailableContentLanguages"
  },
  {
    "@id": "http://localhost:55001/plone/@vocabularies/plone.app.vocabularies.
↪SupportedContentLanguages",
    "title": "plone.app.vocabularies.SupportedContentLanguages"
  },
  {
    "@id": "http://localhost:55001/plone/@vocabularies/plone.app.vocabularies.Roles",
    "title": "plone.app.vocabularies.Roles"
  },
  {
    "@id": "http://localhost:55001/plone/@vocabularies/plone.app.vocabularies.
↪Permissions",
    "title": "plone.app.vocabularies.Permissions"
  },
  {
    "@id": "http://localhost:55001/plone/@vocabularies/plone.app.vocabularies.
↪AllowedContentTypes",
    "title": "plone.app.vocabularies.AllowedContentTypes"
  },
  {
    "@id": "http://localhost:55001/plone/@vocabularies/plone.app.vocabularies.
↪AllowableContentTypes",
    "title": "plone.app.vocabularies.AllowableContentTypes"
  },
  {
    "@id": "http://localhost:55001/plone/@vocabularies/plone.app.vocabularies.
↪PortalTypes",
    "title": "plone.app.vocabularies.PortalTypes"
  }
]
```

(continues on next page)



(continued from previous page)

```

    },
    {
      "@id": "http://localhost:55001/plone/@vocabularies/plone.app.vocabularies.
↪ReallyUserFriendlyTypes",
      "title": "plone.app.vocabularies.ReallyUserFriendlyTypes"
    },
    {
      "@id": "http://localhost:55001/plone/@vocabularies/plone.app.vocabularies.
↪UserFriendlyTypes",
      "title": "plone.app.vocabularies.UserFriendlyTypes"
    },
    {
      "@id": "http://localhost:55001/plone/@vocabularies/plone.app.vocabularies.Skins",
      "title": "plone.app.vocabularies.Skins"
    },
    {
      "@id": "http://localhost:55001/plone/@vocabularies/plone.app.vocabularies.
↪Workflows",
      "title": "plone.app.vocabularies.Workflows"
    },
    {
      "@id": "http://localhost:55001/plone/@vocabularies/plone.app.vocabularies.
↪WorkflowStates",
      "title": "plone.app.vocabularies.WorkflowStates"
    },
    {
      "@id": "http://localhost:55001/plone/@vocabularies/plone.app.vocabularies.
↪WorkflowTransitions",
      "title": "plone.app.vocabularies.WorkflowTransitions"
    },
    {
      "@id": "http://localhost:55001/plone/@vocabularies/plone.app.vocabularies.
↪AvailableEditors",
      "title": "plone.app.vocabularies.AvailableEditors"
    },
    {
      "@id": "http://localhost:55001/plone/@vocabularies/plone.app.vocabularies.Keywords
↪",
      "title": "plone.app.vocabularies.Keywords"
    },
    {
      "@id": "http://localhost:55001/plone/@vocabularies/plone.app.vocabularies.
↪SyndicationFeedTypes",
      "title": "plone.app.vocabularies.SyndicationFeedTypes"
    },
    {
      "@id": "http://localhost:55001/plone/@vocabularies/plone.app.vocabularies.
↪SyndicatatableFeedItems",
      "title": "plone.app.vocabularies.SyndicatatableFeedItems"
    },
    {
      "@id": "http://localhost:55001/plone/@vocabularies/plone.app.vocabularies.Users",
      "title": "plone.app.vocabularies.Users"
    },
    {
      "@id": "http://localhost:55001/plone/@vocabularies/plone.app.vocabularies.Groups",
      "title": "plone.app.vocabularies.Groups"
    }
  ]
}

```

(continues on next page)

(continued from previous page)

```

    },
    {
      "@id": "http://localhost:55001/plone/@vocabularies/plone.app.vocabularies.
↪Principals",
      "title": "plone.app.vocabularies.Principals"
    },
    {
      "@id": "http://localhost:55001/plone/@vocabularies/plone.app.vocabularies.Catalog
↪",
      "title": "plone.app.vocabularies.Catalog"
    },
    {
      "@id": "http://localhost:55001/plone/@vocabularies/plone.app.vocabularies.Actions
↪",
      "title": "plone.app.vocabularies.Actions"
    },
    {
      "@id": "http://localhost:55001/plone/@vocabularies/plone.app.vocabularies.
↪PortalActionCategories",
      "title": "plone.app.vocabularies.PortalActionCategories"
    },
    {
      "@id": "http://localhost:55001/plone/@vocabularies/plone.app.vocabularies.
↪Timezones",
      "title": "plone.app.vocabularies.Timezones"
    },
    {
      "@id": "http://localhost:55001/plone/@vocabularies/plone.app.vocabularies.
↪CommonTimezones",
      "title": "plone.app.vocabularies.CommonTimezones"
    },
    {
      "@id": "http://localhost:55001/plone/@vocabularies/plone.app.vocabularies.
↪AvailableTimezones",
      "title": "plone.app.vocabularies.AvailableTimezones"
    },
    {
      "@id": "http://localhost:55001/plone/@vocabularies/plone.app.vocabularies.Weekdays
↪",
      "title": "plone.app.vocabularies.Weekdays"
    },
    {
      "@id": "http://localhost:55001/plone/@vocabularies/plone.app.vocabularies.
↪WeekdaysAbbr",
      "title": "plone.app.vocabularies.WeekdaysAbbr"
    },
    {
      "@id": "http://localhost:55001/plone/@vocabularies/plone.app.vocabularies.
↪WeekdaysShort",
      "title": "plone.app.vocabularies.WeekdaysShort"
    },
    {
      "@id": "http://localhost:55001/plone/@vocabularies/plone.app.vocabularies.Month",
      "title": "plone.app.vocabularies.Month"
    },
    {
      "@id": "http://localhost:55001/plone/@vocabularies/plone.app.vocabularies.
↪MonthAbbr",

```

(continues on next page)

(continued from previous page)

```

    "title": "plone.app.vocabularies.MonthAbbr"
  },
  {
    "@id": "http://localhost:55001/plone/@vocabularies/plone.app.vocabularies.
↪ImagesScales",
    "title": "plone.app.vocabularies.ImagesScales"
  },
  {
    "@id": "http://localhost:55001/plone/@vocabularies/Fields",
    "title": "Fields"
  },
  {
    "@id": "http://localhost:55001/plone/@vocabularies/plone.schemaeditor.
↪VocabulariesVocabulary",
    "title": "plone.schemaeditor.VocabulariesVocabulary"
  },
  {
    "@id": "http://localhost:55001/plone/@vocabularies/Behaviors",
    "title": "Behaviors"
  },
  {
    "@id": "http://localhost:55001/plone/@vocabularies/plone.formwidget.relations.
↪cmfcontentsearch",
    "title": "plone.formwidget.relations.cmfcontentsearch"
  },
  {
    "@id": "http://localhost:55001/plone/@vocabularies/plone.app.event.
↪SynchronizationStrategies",
    "title": "plone.app.event.SynchronizationStrategies"
  },
  {
    "@id": "http://localhost:55001/plone/@vocabularies/plone.app.contenttypes.
↪metadatafields",
    "title": "plone.app.contenttypes.metadatafields"
  },
  {
    "@id": "http://localhost:55001/plone/@vocabularies/Interfaces",
    "title": "Interfaces"
  },
  {
    "@id": "http://localhost:55001/plone/@vocabularies/plone.app.discussion.
↪vocabularies.CaptchaVocabulary",
    "title": "plone.app.discussion.vocabularies.CaptchaVocabulary"
  },
  {
    "@id": "http://localhost:55001/plone/@vocabularies/plone.app.discussion.
↪vocabularies.TextTransformVocabulary",
    "title": "plone.app.discussion.vocabularies.TextTransformVocabulary"
  },
  {
    "@id": "http://localhost:55001/plone/@vocabularies/plone.app.users.user_
↪registration_fields",
    "title": "plone.app.users.user_registration_fields"
  },
  {
    "@id": "http://localhost:55001/plone/@vocabularies/plone.app.users.group_ids",
    "title": "plone.app.users.group_ids"
  }

```

(continues on next page)

(continued from previous page)

```

    },
    {
      "@id": "http://localhost:55001/plone/@vocabularies/plone.app.multilingual.
↪vocabularies.AllContentLanguageVocabulary",
      "title": "plone.app.multilingual.vocabularies.AllContentLanguageVocabulary"
    },
    {
      "@id": "http://localhost:55001/plone/@vocabularies/plone.app.multilingual.
↪vocabularies.AllAvailableLanguageVocabulary",
      "title": "plone.app.multilingual.vocabularies.AllAvailableLanguageVocabulary"
    },
    {
      "@id": "http://localhost:55001/plone/@vocabularies/plone.app.multilingual.
↪RootCatalog",
      "title": "plone.app.multilingual.RootCatalog"
    },
    {
      "@id": "http://localhost:55001/plone/@vocabularies/plone.restapi.testing.context_
↪vocabulary",
      "title": "plone.restapi.testing.context_vocabulary"
    }
  ]

```

## 1.27.2 Get a vocabulary

To get a particular vocabulary, use the `@vocabularies` endpoint with the name of the vocabulary, e.g. `/plone/@vocabularies/plone.app.vocabularies.ReallyUserFriendlyTypes`. The endpoint can be used with the site root and content objects. `http`

```

GET /plone/@vocabularies/plone.app.vocabularies.ReallyUserFriendlyTypes HTTP/1.1
Accept: application/json
Authorization: Basic YWRtaW46c2VjcmV0

```

`curl`

```

curl -i http://nohost/plone/@vocabularies/plone.app.vocabularies.
↪ReallyUserFriendlyTypes -H 'Accept: application/json' --user admin:secret

```

`httpie`

```

http http://nohost/plone/@vocabularies/plone.app.vocabularies.ReallyUserFriendlyTypes_
↪Accept:application/json -a admin:secret

```

`python-requests`

```

requests.get('http://nohost/plone/@vocabularies/plone.app.vocabularies.
↪ReallyUserFriendlyTypes', headers={
    'Accept': 'application/json',
}, auth=('admin', 'secret'))

```

The server will respond with a list of terms. The title is purely for display purposes. The token is what should be sent to the server to retrieve the value of the term.

**Note:** Vocabulary terms will be **batched** if the size of the resultset exceeds the batch size. See [Batching](#) for more

details on how to work with batched results.

```
HTTP/1.1 200 OK
Content-Type: application/json

{
  "@id": "http://localhost:55001/plone/@vocabularies/plone.app.vocabularies.
↪ReallyUserFriendlyTypes",
  "items": [
    {
      "title": "Collection",
      "token": "Collection"
    },
    {
      "title": "Comment",
      "token": "Discussion Item"
    },
    {
      "title": "DX Test Document",
      "token": "DXTestDocument"
    },
    {
      "title": "Event",
      "token": "Event"
    },
    {
      "title": "File",
      "token": "File"
    },
    {
      "title": "Folder",
      "token": "Folder"
    },
    {
      "title": "Image",
      "token": "Image"
    },
    {
      "title": "Link",
      "token": "Link"
    },
    {
      "title": "News Item",
      "token": "News Item"
    },
    {
      "title": "Page",
      "token": "Document"
    },
    {
      "title": "Test Document",
      "token": "ATTestDocument"
    },
    {
      "title": "Test Folder",
      "token": "ATTestFolder"
    }
  ]
}
```

(continues on next page)

(continued from previous page)

```
  ],
  "items_total": 12
}
```

## Filter Vocabularies

Vocabulary terms can be filtered using the `title` or `token` parameter.

Use the `title` parameter to filter vocabulary terms by title. E.g. search for all terms that contain the string `doc` in the title: `http`

```
GET /plone/@vocabularies/plone.app.vocabularies.ReallyUserFriendlyTypes?title=doc_
↪HTTP/1.1
Accept: application/json
Authorization: Basic YWRtaW46c2VjcmV0
```

`curl`

```
curl -i 'http://nohost/plone/@vocabularies/plone.app.vocabularies.
↪ReallyUserFriendlyTypes?title=doc' -H 'Accept: application/json' --user admin:secret
```

`httpie`

```
http 'http://nohost/plone/@vocabularies/plone.app.vocabularies.
↪ReallyUserFriendlyTypes?title=doc' Accept:application/json -a admin:secret
```

`python-requests`

```
requests.get('http://nohost/plone/@vocabularies/plone.app.vocabularies.
↪ReallyUserFriendlyTypes?title=doc', headers={
    'Accept': 'application/json',
}, auth=('admin', 'secret'))
```

```
HTTP/1.1 200 OK
Content-Type: application/json

{
  "@id": "http://localhost:55001/plone/@vocabularies/plone.app.vocabularies.
↪ReallyUserFriendlyTypes?title=doc",
  "items": [
    {
      "title": "DX Test Document",
      "token": "DXTestDocument"
    },
    {
      "title": "Test Document",
      "token": "ATTestDocument"
    }
  ],
  "items_total": 2
}
```

Use the `token` parameter to filter vocabulary terms by token. This is useful in case that you have the token and you need to retrieve the `title`. E.g. search the term `doc` in the token: `http`

```
GET /plone/@vocabularies/plone.app.vocabularies.ReallyUserFriendlyTypes?
↪token=Document HTTP/1.1
Accept: application/json
Authorization: Basic YWRtaW46c2VjcmV0
```

curl

```
curl -i 'http://nohost/plone/@vocabularies/plone.app.vocabularies.
↪ReallyUserFriendlyTypes?token=Document' -H 'Accept: application/json' --user_
↪admin:secret
```

httpie

```
http 'http://nohost/plone/@vocabularies/plone.app.vocabularies.
↪ReallyUserFriendlyTypes?token=Document' Accept:application/json -a admin:secret
```

python-requests

```
requests.get('http://nohost/plone/@vocabularies/plone.app.vocabularies.
↪ReallyUserFriendlyTypes?token=Document', headers={
    'Accept': 'application/json',
}, auth=('admin', 'secret'))
```

```
HTTP/1.1 200 OK
Content-Type: application/json

{
  "@id": "http://localhost:55001/plone/@vocabularies/plone.app.vocabularies.
↪ReallyUserFriendlyTypes?token=Document",
  "items": [
    {
      "title": "Page",
      "token": "Document"
    }
  ],
  "items_total": 1
}
```

---

**Note:** You must not filter by title and token at the same time. The API returns a 400 response code if you do so.

---

## 1.28 Control Panels

Control panels in Plone allow you to configure the global site setup of a Plone site. The @controlpanels endpoint in plone.restapi allows you to list all existing control panels in a Plone site and to retrieve or edit the settings of a specific control panel.

Most of the settings in the Plone control panels are based on plone.registry (since Plone 5.x). Therefore you can also use the @registry endpoint to retrieve or manipulate site settings. The @controlpanels endpoint just gives developers are more a convenience way of accessing the settings and makes it easier to render control panels on the front-end.

---

**Note:** This is currently only implemented for Plone 5.

---

## 1.28.1 Listing Control Panels

A list of all existing control panels in the portal can be retrieved by sending a GET request to the @controlpanels endpoint: http

```
GET /plone/@controlpanels HTTP/1.1
Accept: application/json
Authorization: Basic YWRtaW46c2VjcmV0
```

curl

```
curl -i http://nohost/plone/@controlpanels -H 'Accept: application/json' --user_
↪admin:secret
```

httpie

```
http http://nohost/plone/@controlpanels Accept:application/json -a admin:secret
```

python-requests

```
requests.get('http://nohost/plone/@controlpanels', headers={
    'Accept': 'application/json',
}, auth=('admin', 'secret'))
```

Response:

```
HTTP/1.1 200 OK
Content-Type: application/json

[
  {
    "@id": "http://localhost:55001/plone/@controlpanels/date-and-time",
    "group": "General",
    "title": "Date and Time"
  },
  {
    "@id": "http://localhost:55001/plone/@controlpanels/language",
    "group": "General",
    "title": "Language"
  },
  {
    "@id": "http://localhost:55001/plone/@controlpanels/mail",
    "group": "General",
    "title": "Mail"
  },
  {
    "@id": "http://localhost:55001/plone/@controlpanels/navigation",
    "group": "General",
    "title": "Navigation"
  },
  {
    "@id": "http://localhost:55001/plone/@controlpanels/site",
    "group": "General",
    "title": "Site"
  },
  {
    "@id": "http://localhost:55001/plone/@controlpanels/search",
    "group": "General",
```

(continues on next page)



(continued from previous page)

```

    "title": "Search"
  },
  {
    "@id": "http://localhost:55001/plone/@controlpanels/socialmedia",
    "group": "General",
    "title": "Social Media"
  },
  {
    "@id": "http://localhost:55001/plone/@controlpanels/editing",
    "group": "Content",
    "title": "Editing"
  },
  {
    "@id": "http://localhost:55001/plone/@controlpanels/imaging",
    "group": "Content",
    "title": "Image Handling"
  },
  {
    "@id": "http://localhost:55001/plone/@controlpanels/markup",
    "group": "Content",
    "title": "Markup"
  },
  {
    "@id": "http://localhost:55001/plone/@controlpanels/security",
    "group": "Security",
    "title": "Security"
  }
]

```

The following fields are returned:

- @id: hypermedia link to the control panel
- title: the title of the control panel
- group: the group where the control panel should show up (e.g. General, Content, Users, Security, Advanced, Add-on Configuration)

## 1.28.2 Retrieve a single Control Panel

To retrieve a single control panel, send a GET request to the URL of the control panel: `http`

```

GET /plone/@controlpanels/editing HTTP/1.1
Accept: application/json
Authorization: Basic YWRtaW46c2VjcmV0

```

`curl`

```

curl -i http://nohost/plone/@controlpanels/editing -H 'Accept: application/json' --
↪user admin:secret

```

`httpie`

```

http http://nohost/plone/@controlpanels/editing Accept:application/json -a_
↪admin:secret

```

`python-requests`

```
requests.get('http://nohost/plone/@controlpanels/editing', headers={
    'Accept': 'application/json',
}, auth=('admin', 'secret'))
```

Response:

```
HTTP/1.1 200 OK
Content-Type: application/json

{
  "@id": "http://localhost:55001/plone/@controlpanels/editing",
  "data": {
    "available_editors": [
      "TinyMCE",
      "None"
    ],
    "default_editor": {
      "title": "TinyMCE",
      "token": "TinyMCE"
    },
    "enable_link_integrity_checks": true,
    "ext_editor": false,
    "lock_on_ttw_edit": true,
    "subjects_of_navigation_root": false
  },
  "group": "Content",
  "schema": {
    "fieldsets": [
      {
        "fields": [
          "available_editors",
          "default_editor",
          "ext_editor",
          "enable_link_integrity_checks",
          "lock_on_ttw_edit",
          "subjects_of_navigation_root"
        ],
        "id": "default",
        "title": "Default"
      }
    ],
    "properties": {
      "available_editors": {
        "additionalItems": true,
        "default": [
          "TinyMCE",
          "None"
        ],
        "description": "Available editors in the portal.",
        "items": {
          "description": "",
          "title": "",
          "type": "string"
        },
        "title": "Available editors",
        "type": "array",
        "uniqueItems": false
      }
    }
  }
}
```

(continues on next page)

(continued from previous page)

```

    },
    "default_editor": {
      "default": "TinyMCE",
      "description": "Select the default wysiwyg editor. Users will be able to
↪choose their own or select to use the site default.",
      "title": "Default editor",
      "type": "string",
      "vocabulary": {
        "@id": "http://localhost:55001/plone/@vocabularies/plone.app.vocabularies.
↪AvailableEditors"
      }
    },
    "enable_link_integrity_checks": {
      "default": true,
      "description": "Determines if the users should get warnings when they delete
↪or move content that is linked from inside the site.",
      "title": "Enable link integrity checks",
      "type": "boolean"
    },
    "ext_editor": {
      "default": false,
      "description": "Determines if the external editor feature is enabled. This
↪feature requires a special client-side application installed. The users also have
↪to enable this in their preferences.",
      "title": "Enable External Editor feature",
      "type": "boolean"
    },
    "lock_on_ttw_edit": {
      "default": true,
      "description": "Disabling locking here will only affect users editing content
↪through the Plone web UI. Content edited via WebDAV clients will still be subject
↪to locking.",
      "title": "Enable locking for through-the-web edits",
      "type": "boolean"
    },
    "subjects_of_navigation_root": {
      "default": false,
      "description": "Limit tags aka keywords vocabulary used for Tags field and in
↪searches to the terms used inside the subtree of the current navigation root. This
↪can be used together with Plone's multilingual extension plone.app.multilingual to
↪only offer keywords of the current selected language. Other addons may utilize this
↪feature for its specific purposes.",
      "title": "Limit tags/keywords to the current navigation root",
      "type": "boolean"
    }
  },
  "required": [
    "available_editors",
    "default_editor"
  ],
  "type": "object"
},
"title": "Editing"
}

```

The following fields are returned:

- @id: hypermedia link to the control panel

- title: title of the control panel
- group: group name of the control panel
- schema: JSON Schema of the control panel
- data: current values of the control panel

### 1.28.3 Updating a Control Panel with PATCH

To update the settings on a control panel send a PATCH request to control panel resource: http

```
PATCH /plone/@controlpanels/editing HTTP/1.1
Accept: application/json
Authorization: Basic YWRtaW46c2VjcmV0
Content-Type: application/json

{
  "default_editor": "CKeditor",
  "ext_editor": true
}
```

curl

```
curl -i -X PATCH http://nohost/plone/@controlpanels/editing -H 'Accept: application/
↪json' -H 'Content-Type: application/json' --data-raw '{"default_editor": "CKeditor",
↪ "ext_editor": true}' --user admin:secret
```

httpie

```
echo '{
  "default_editor": "CKeditor",
  "ext_editor": true
}' | http PATCH http://nohost/plone/@controlpanels/editing Accept:application/json_
↪Content-Type:application/json -a admin:secret
```

python-requests

```
requests.patch('http://nohost/plone/@controlpanels/editing', headers={
    'Accept': 'application/json',
    'Content-Type': 'application/json',
}, json={
    'default_editor': 'CKeditor',
    'ext_editor': True,
}, auth=('admin', 'secret'))
```

A successful response to a PATCH request will be indicated by a *204 No Content* response:

HTTP/1.1 204 No Content

---

## 1.29 Tiles

---

**Note:** The tiles endpoint currently match only partially (the GET endpoints) the default Plone implementation. The serialization of tiles didn't match the Mosaic (and plone.app.blocks) implementation and it's done to not rely on those technologies. The serialization of the tile information on objects are subject to change in the future to extend or improve features.

---

A tile in Plone is an HTML snippet that can contain arbitrary content (e.g. text, images, videos).

### 1.29.1 Listing available tiles

---

**Note:** This endpoint currently does not return any data. The functionality needs to be implemented.

---

List all available tiles type by sending a GET request to the @tiles endpoint on the portal root:

```
GET /plone/@tiles HTTP/1.1
Accept: application/json
Authorization: Basic YWRtaW46c2VjcmV0
```

The server responds with a *Status 200* and list all available tiles:

```
HTTP/1.1 200 OK
Content-Type: application/json
[
  {
    "@id": "http://localhost:55001/plone/@tiles/title",
    "title": "Title tile",
    "description": "A field tile that will show the title of the content object",
  },
  {
    "@id": "http://localhost:55001/plone/@tiles/description",
    "title": "Description tile",
    "description": "A field tile that will show the description of the content object",
  },
]
```

### 1.29.2 Retrieve JSON schema of an individual tile

---

**Note:** This endpoint currently does not return any data. The functionality needs to be implemented.

---

Retrieve the JSON schema of a specific tile by calling the '@tiles' endpoint with the id of the tile:

```
GET /plone/@tiles/title HTTP/1.1
Accept: application/json
Authorization: Basic YWRtaW46c2VjcmV0
```

The server responds with a JSON schema definition for that particular tile:

```
HTTP/1.1 200 OK
Content-Type: application/json+schema
```

(continues on next page)

(continued from previous page)

```

{
  "properties": {
    "title": {
      "description": "",
      "title": "Title",
      "type": "string"
    },
    ...
  },
  "required": [
    "title",
  ],
  "title": "Title Tile",
  "type": "object"
}

```

### 1.29.3 Retrieving tiles on a content object

Tiles data are stored in the objects via a Dexterity behavior *plone.tiles*. It has two attributes that stores existing tiles in the object (*tiles*) and the current layout (*tiles\_layout*). As it's a dexterity behavior, both attributes will be returned in a simple GET:

```

GET /plone/my-document HTTP/1.1
Accept: application/json
Authorization: Basic YWRtaW46c2VjcmV0

```

The server responds with a *Status 200* and list all stored tiles on that content object:

```

GET /plone/my-document HTTP/1.1
Accept: application/json
Authorization: Basic YWRtaW46c2VjcmV0
Content-Type: application/json

{
  "@id": "http://localhost:55001/plone/my-document",
  ...
  "tiles_layout": [
    "#title-1",
    "#description-1",
    "#image-1"
  ],
  "tiles": {
    "#title-1": {
      "@type": "title"
    },
    "#description-1": {
      "@type": "Description"
    },
    "#image-1": {
      "@type": "Image",
      "image": "<some random url>"
    }
  }
}

```

Tiles objects will contain the tile metadata and the information to render it.

### 1.29.4 Adding tiles to an object

Storing tiles is done also via a default PATCH content operation:

```
PATCH /plone/my-document HTTP/1.1
Accept: application/json
Authorization: Basic YWRtaW46c2VjcmV0
Content-Type: application/json

{
  "tiles_layout": [
    "#title-1",
    "#description-1",
    "#image-1"
  ],
  "tiles": {
    "#title-1": {
      "@type": "title"
    },
    "#description-1": {
      "@type": "Description"
    },
    "#image-1": {
      "@type": "Image",
      "image": "<some random url>"
    }
  }
}
```

If the tile has been added, the server responds with a *204* status code.

### 1.29.5 Proposal on saving tiles layout

**Note:** This is not implemented (yet) in the `tiles_layout` field, but it's a proposal on how could look like in the future. For now, we stick with the implementation shown in previous sections.

They might be serialized using this structure:

```
[
  [
    id: UUID,
    columns: [
      {
        id: UUID, // column UUID
        size: int // the size of the column
        rows: [
          {
            id: UUID, // inner row UUID
            cells: [
              {
                id: UUID, // cell UUID
```

(continues on next page)

(continued from previous page)

```

        component: string
        content: {
            // tile fields serialization (or tile id referral)
        },
        size: int
    },
]
}
]
},
]
], // row 1
[], // row 2
]

```

It tries to match the usual way of CSS frameworks to map grid systems. So we have:

row (orderables up/down) -> column (resizables on width) -> row -> cell (actual tile content)

Rows are orderable vertically, columns resizable horizontally and cells can be moved around to an specific inner row.

## 1.30 Querystring

The `@querystring` endpoint returns the querystring config of `plone.app.querystring`.

Instead of simply exposing the querystring related field and operation entries from the registry, it serializes them the same way the `@@querybuilderjsonconfig` view from `p.a.querystring` does.

This form is structured in a more convenient way for frontends to process:

- **Vocabularies** will be resolved, and their values will be inlined in the `values` property
- **Operations** will be inlined as well. The `operations` property will contain the list of operations (dotted names), and the `operators` property will contain the full definition of each of those operations supported by that field.
- Indexes that are flagged as **sortable** are listed in a dedicated top-level property `sortable_indexes`

Available options for the querystring in a Plone site can be queried by interacting with the `/@querystring` endpoint on portal root:

### 1.30.1 Querystring Config

To retrieve all querystring options in the portal, call the `/@querystring` endpoint with a GET request: `http`

```

GET /plone/@querystring HTTP/1.1
Accept: application/json
Authorization: Basic YWRtaW46c2VjcmV0

```

`curl`

```

curl -i http://nohost/plone/@querystring -H 'Accept: application/json' --user_
↪admin:secret

```

`httpie`



```
http http://nohost/plone/@querystring Accept:application/json -a admin:secret
```

python-requests

```
requests.get('http://nohost/plone/@querystring', headers={
    'Accept': 'application/json',
}, auth=('admin', 'secret'))
```

The server will respond with all querystring options in the portal:

```
HTTP/1.1 200 OK
Content-Type: application/json

{
  "@id": "http://localhost:55001/plone/@querystring",
  "indexes": {
    "Creator": {
      "description": "The person that created an item",
      "enabled": true,
      "group": "Metadata",
      "operations": [
        "plone.app.querystring.operation.string.currentUser",
        "plone.app.querystring.operation.selection.any"
      ],
      "operators": {
        "plone.app.querystring.operation.selection.any": {
          "description": "Tip: you can use * to autocomplete.",
          "operation": "plone.app.querystring.queryparser._contains",
          "title": "Matches any of",
          "widget": "MultipleSelectionWidget"
        },
        "plone.app.querystring.operation.string.currentUser": {
          "description": "The user viewing the querystring results",
          "operation": "plone.app.querystring.queryparser._currentUser",
          "title": "Current logged in user",
          "widget": null
        }
      },
      "sortable": true,
      "title": "Creator",
      "values": {},
      "vocabulary": "plone.app.vocabularies.Users"
    },
    "Description": {
      "description": "An item's description",
      "enabled": true,
      "group": "Text",
      "operations": [
        "plone.app.querystring.operation.string.contains"
      ],
      "operators": {
        "plone.app.querystring.operation.string.contains": {
          "description": null,
          "operation": "plone.app.querystring.queryparser._contains",
          "title": "Contains",
          "widget": "StringWidget"
        }
      }
    }
  }
}
```

(continues on next page)

(continued from previous page)

```

    },
    "sortable": false,
    "title": "Description",
    "values": {},
    "vocabulary": null
  },
  "SearchableText": {
    "description": "Text search of an item's contents",
    "enabled": true,
    "group": "Text",
    "operations": [
      "plone.app.querystring.operation.string.contains"
    ],
    "operators": {
      "plone.app.querystring.operation.string.contains": {
        "description": null,
        "operation": "plone.app.querystring.queryparser._contains",
        "title": "Contains",
        "widget": "StringWidget"
      }
    },
    "sortable": false,
    "title": "Searchable text",
    "values": {},
    "vocabulary": null
  },
  "Subject": {
    "description": "Tags are used for organization of content",
    "enabled": true,
    "group": "Text",
    "operations": [
      "plone.app.querystring.operation.selection.any",
      "plone.app.querystring.operation.selection.all"
    ],
    "operators": {
      "plone.app.querystring.operation.selection.all": {
        "description": "Tip: you can use * to autocomplete.",
        "operation": "plone.app.querystring.queryparser._all",
        "title": "Matches all of",
        "widget": "MultipleSelectionWidget"
      },
      "plone.app.querystring.operation.selection.any": {
        "description": "Tip: you can use * to autocomplete.",
        "operation": "plone.app.querystring.queryparser._contains",
        "title": "Matches any of",
        "widget": "MultipleSelectionWidget"
      }
    },
    "sortable": false,
    "title": "Tag",
    "values": {},
    "vocabulary": "plone.app.vocabularies.Keywords"
  },
  "Title": {
    "description": "Text search of an item's title",
    "enabled": true,
    "group": "Text",

```

(continues on next page)

(continued from previous page)

```

"operations": [
  "plone.app.querystring.operation.string.contains"
],
"operators": {
  "plone.app.querystring.operation.string.contains": {
    "description": null,
    "operation": "plone.app.querystring.queryparser._contains",
    "title": "Contains",
    "widget": "StringWidget"
  }
},
"sortable": false,
"title": "Title",
"values": {},
"vocabulary": null
},
"created": {
  "description": "The date an item was created",
  "enabled": true,
  "group": "Dates",
  "operations": [
    "plone.app.querystring.operation.date.lessThan",
    "plone.app.querystring.operation.date.largerThan",
    "plone.app.querystring.operation.date.between",
    "plone.app.querystring.operation.date.lessThanRelativeDate",
    "plone.app.querystring.operation.date.largerThanRelativeDate",
    "plone.app.querystring.operation.date.today",
    "plone.app.querystring.operation.date.beforeToday",
    "plone.app.querystring.operation.date.afterToday",
    "plone.app.querystring.operation.date.beforeRelativeDate",
    "plone.app.querystring.operation.date.afterRelativeDate"
  ],
  "operators": {
    "plone.app.querystring.operation.date.afterRelativeDate": {
      "description": "After N days in the future",
      "operation": "plone.app.querystring.queryparser._afterRelativeDate",
      "title": "After relative Date",
      "widget": "RelativeDateWidget"
    },
    "plone.app.querystring.operation.date.afterToday": {
      "description": "After the current day",
      "operation": "plone.app.querystring.queryparser._afterToday",
      "title": "After today",
      "widget": null
    },
    "plone.app.querystring.operation.date.beforeRelativeDate": {
      "description": "Before N days in the past",
      "operation": "plone.app.querystring.queryparser._beforeRelativeDate",
      "title": "Before relative Date",
      "widget": "RelativeDateWidget"
    },
    "plone.app.querystring.operation.date.beforeToday": {
      "description": "Before the current day",
      "operation": "plone.app.querystring.queryparser._beforeToday",
      "title": "Before today",
      "widget": null
    }
  },
}

```

(continues on next page)

(continued from previous page)

```

"plone.app.querystring.operation.date.between": {
  "description": "Please use YYYY/MM/DD.",
  "operation": "plone.app.querystring.queryparser._between",
  "title": "Between dates",
  "widget": "DateRangeWidget"
},
"plone.app.querystring.operation.date.largerThan": {
  "description": "Please use YYYY/MM/DD.",
  "operation": "plone.app.querystring.queryparser._largerThan",
  "title": "After date",
  "widget": "DateWidget"
},
"plone.app.querystring.operation.date.largerThanRelativeDate": {
  "description": "Please enter the number in days.",
  "operation": "plone.app.querystring.queryparser._moreThanRelativeDate",
  "title": "Within last",
  "widget": "RelativeDateWidget"
},
"plone.app.querystring.operation.date.lessThan": {
  "description": "Please use YYYY/MM/DD.",
  "operation": "plone.app.querystring.queryparser._lessThan",
  "title": "Before date",
  "widget": "DateWidget"
},
"plone.app.querystring.operation.date.lessThanRelativeDate": {
  "description": "Please enter the number in days.",
  "operation": "plone.app.querystring.queryparser._lessThanRelativeDate",
  "title": "Within next",
  "widget": "RelativeDateWidget"
},
"plone.app.querystring.operation.date.today": {
  "description": "The current day",
  "operation": "plone.app.querystring.queryparser._today",
  "title": "Today",
  "widget": null
}
},
"sortable": true,
"title": "Creation date",
"values": {},
"vocabulary": null
},
"effective": {
  "description": "The time and date an item was first published",
  "enabled": true,
  "group": "Dates",
  "operations": [
    "plone.app.querystring.operation.date.lessThan",
    "plone.app.querystring.operation.date.largerThan",
    "plone.app.querystring.operation.date.between",
    "plone.app.querystring.operation.date.lessThanRelativeDate",
    "plone.app.querystring.operation.date.largerThanRelativeDate",
    "plone.app.querystring.operation.date.today",
    "plone.app.querystring.operation.date.beforeToday",
    "plone.app.querystring.operation.date.afterToday",
    "plone.app.querystring.operation.date.beforeRelativeDate",
    "plone.app.querystring.operation.date.afterRelativeDate"
  ]
}

```

(continues on next page)

(continued from previous page)

```

],
"operators": {
  "plone.app.querystring.operation.date.afterRelativeDate": {
    "description": "After N days in the future",
    "operation": "plone.app.querystring.queryparser._afterRelativeDate",
    "title": "After relative Date",
    "widget": "RelativeDateWidget"
  },
  "plone.app.querystring.operation.date.afterToday": {
    "description": "After the current day",
    "operation": "plone.app.querystring.queryparser._afterToday",
    "title": "After today",
    "widget": null
  },
  "plone.app.querystring.operation.date.beforeRelativeDate": {
    "description": "Before N days in the past",
    "operation": "plone.app.querystring.queryparser._beforeRelativeDate",
    "title": "Before relative Date",
    "widget": "RelativeDateWidget"
  },
  "plone.app.querystring.operation.date.beforeToday": {
    "description": "Before the current day",
    "operation": "plone.app.querystring.queryparser._beforeToday",
    "title": "Before today",
    "widget": null
  },
  "plone.app.querystring.operation.date.between": {
    "description": "Please use YYYY/MM/DD.",
    "operation": "plone.app.querystring.queryparser._between",
    "title": "Between dates",
    "widget": "DateRangeWidget"
  },
  "plone.app.querystring.operation.date.largerThan": {
    "description": "Please use YYYY/MM/DD.",
    "operation": "plone.app.querystring.queryparser._largerThan",
    "title": "After date",
    "widget": "DateWidget"
  },
  "plone.app.querystring.operation.date.largerThanRelativeDate": {
    "description": "Please enter the number in days.",
    "operation": "plone.app.querystring.queryparser._moreThanRelativeDate",
    "title": "Within last",
    "widget": "RelativeDateWidget"
  },
  "plone.app.querystring.operation.date.lessThan": {
    "description": "Please use YYYY/MM/DD.",
    "operation": "plone.app.querystring.queryparser._lessThan",
    "title": "Before date",
    "widget": "DateWidget"
  },
  "plone.app.querystring.operation.date.lessThanRelativeDate": {
    "description": "Please enter the number in days.",
    "operation": "plone.app.querystring.queryparser._lessThanRelativeDate",
    "title": "Within next",
    "widget": "RelativeDateWidget"
  },
  "plone.app.querystring.operation.date.today": {

```

(continues on next page)

(continued from previous page)

```

    "description": "The current day",
    "operation": "plone.app.querystring.queryparser._today",
    "title": "Today",
    "widget": null
  },
  },
  "sortable": true,
  "title": "Effective date",
  "values": {},
  "vocabulary": null
},
"effectiveRange": {
  "description": "Querying this is undefined",
  "enabled": false,
  "group": "Dates",
  "operations": [],
  "operators": {},
  "sortable": false,
  "title": "Effective range",
  "values": {},
  "vocabulary": null
},
"end": {
  "description": "The end date and time of an event",
  "enabled": true,
  "group": "Dates",
  "operations": [
    "plone.app.querystring.operation.date.lessThan",
    "plone.app.querystring.operation.date.largerThan",
    "plone.app.querystring.operation.date.between",
    "plone.app.querystring.operation.date.lessThanRelativeDate",
    "plone.app.querystring.operation.date.largerThanRelativeDate",
    "plone.app.querystring.operation.date.today",
    "plone.app.querystring.operation.date.beforeToday",
    "plone.app.querystring.operation.date.afterToday",
    "plone.app.querystring.operation.date.beforeRelativeDate",
    "plone.app.querystring.operation.date.afterRelativeDate"
  ],
  "operators": {
    "plone.app.querystring.operation.date.afterRelativeDate": {
      "description": "After N days in the future",
      "operation": "plone.app.querystring.queryparser._afterRelativeDate",
      "title": "After relative Date",
      "widget": "RelativeDateWidget"
    },
    "plone.app.querystring.operation.date.afterToday": {
      "description": "After the current day",
      "operation": "plone.app.querystring.queryparser._afterToday",
      "title": "After today",
      "widget": null
    },
    "plone.app.querystring.operation.date.beforeRelativeDate": {
      "description": "Before N days in the past",
      "operation": "plone.app.querystring.queryparser._beforeRelativeDate",
      "title": "Before relative Date",
      "widget": "RelativeDateWidget"
    }
  },
},

```

(continues on next page)

(continued from previous page)

```

"plone.app.querystring.operation.date.beforeToday": {
  "description": "Before the current day",
  "operation": "plone.app.querystring.queryparser._beforeToday",
  "title": "Before today",
  "widget": null
},
"plone.app.querystring.operation.date.between": {
  "description": "Please use YYYY/MM/DD.",
  "operation": "plone.app.querystring.queryparser._between",
  "title": "Between dates",
  "widget": "DateRangeWidget"
},
"plone.app.querystring.operation.date.largerThan": {
  "description": "Please use YYYY/MM/DD.",
  "operation": "plone.app.querystring.queryparser._largerThan",
  "title": "After date",
  "widget": "DateWidget"
},
"plone.app.querystring.operation.date.largerThanRelativeDate": {
  "description": "Please enter the number in days.",
  "operation": "plone.app.querystring.queryparser._moreThanRelativeDate",
  "title": "Within last",
  "widget": "RelativeDateWidget"
},
"plone.app.querystring.operation.date.lessThan": {
  "description": "Please use YYYY/MM/DD.",
  "operation": "plone.app.querystring.queryparser._lessThan",
  "title": "Before date",
  "widget": "DateWidget"
},
"plone.app.querystring.operation.date.lessThanRelativeDate": {
  "description": "Please enter the number in days.",
  "operation": "plone.app.querystring.queryparser._lessThanRelativeDate",
  "title": "Within next",
  "widget": "RelativeDateWidget"
},
"plone.app.querystring.operation.date.today": {
  "description": "The current day",
  "operation": "plone.app.querystring.queryparser._today",
  "title": "Today",
  "widget": null
}
},
"sortable": true,
"title": "Event end date",
"values": {},
"vocabulary": null
},
"expires": {
  "description": "The time and date an item was expired",
  "enabled": true,
  "group": "Dates",
  "operations": [
    "plone.app.querystring.operation.date.lessThan",
    "plone.app.querystring.operation.date.largerThan",
    "plone.app.querystring.operation.date.between",
    "plone.app.querystring.operation.date.lessThanRelativeDate",

```

(continues on next page)

(continued from previous page)

```

    "plone.app.querystring.operation.date.largerThanRelativeDate",
    "plone.app.querystring.operation.date.today",
    "plone.app.querystring.operation.date.beforeToday",
    "plone.app.querystring.operation.date.afterToday",
    "plone.app.querystring.operation.date.beforeRelativeDate",
    "plone.app.querystring.operation.date.afterRelativeDate"
  ],
  "operators": {
    "plone.app.querystring.operation.date.afterRelativeDate": {
      "description": "After N days in the future",
      "operation": "plone.app.querystring.queryparser._afterRelativeDate",
      "title": "After relative Date",
      "widget": "RelativeDateWidget"
    },
    "plone.app.querystring.operation.date.afterToday": {
      "description": "After the current day",
      "operation": "plone.app.querystring.queryparser._afterToday",
      "title": "After today",
      "widget": null
    },
    "plone.app.querystring.operation.date.beforeRelativeDate": {
      "description": "Before N days in the past",
      "operation": "plone.app.querystring.queryparser._beforeRelativeDate",
      "title": "Before relative Date",
      "widget": "RelativeDateWidget"
    },
    "plone.app.querystring.operation.date.beforeToday": {
      "description": "Before the current day",
      "operation": "plone.app.querystring.queryparser._beforeToday",
      "title": "Before today",
      "widget": null
    },
    "plone.app.querystring.operation.date.between": {
      "description": "Please use YYYY/MM/DD.",
      "operation": "plone.app.querystring.queryparser._between",
      "title": "Between dates",
      "widget": "DateRangeWidget"
    },
    "plone.app.querystring.operation.date.largerThan": {
      "description": "Please use YYYY/MM/DD.",
      "operation": "plone.app.querystring.queryparser._largerThan",
      "title": "After date",
      "widget": "DateWidget"
    },
    "plone.app.querystring.operation.date.largerThanRelativeDate": {
      "description": "Please enter the number in days.",
      "operation": "plone.app.querystring.queryparser._moreThanRelativeDate",
      "title": "Within last",
      "widget": "RelativeDateWidget"
    },
    "plone.app.querystring.operation.date.lessThan": {
      "description": "Please use YYYY/MM/DD.",
      "operation": "plone.app.querystring.queryparser._lessThan",
      "title": "Before date",
      "widget": "DateWidget"
    },
    "plone.app.querystring.operation.date.lessThanRelativeDate": {

```

(continues on next page)



(continued from previous page)

```

    "description": "Please enter the number in days.",
    "operation": "plone.app.querystring.queryparser._lessThanRelativeDate",
    "title": "Within next",
    "widget": "RelativeDateWidget"
  },
  "plone.app.querystring.operation.date.today": {
    "description": "The current day",
    "operation": "plone.app.querystring.queryparser._today",
    "title": "Today",
    "widget": null
  }
},
"sortable": true,
"title": "Expiration date",
"values": {},
"vocabulary": null
},
"getId": {
  "description": "The short name of an item (used in the url)",
  "enabled": true,
  "group": "Metadata",
  "operations": [
    "plone.app.querystring.operation.string.is"
  ],
  "operators": {
    "plone.app.querystring.operation.string.is": {
      "description": "Tip: you can use * to autocomplete.",
      "operation": "plone.app.querystring.queryparser._equal",
      "title": "Is",
      "widget": "StringWidget"
    }
  },
  "sortable": true,
  "title": "Short name (id)",
  "values": {},
  "vocabulary": null
},
"getObjPositionInParent": {
  "description": "The order of an item in its parent folder",
  "enabled": false,
  "group": "Metadata",
  "operations": [
    "plone.app.querystring.operation.int.is",
    "plone.app.querystring.operation.int.lessThan",
    "plone.app.querystring.operation.int.largerThan"
  ],
  "operators": {
    "plone.app.querystring.operation.int.is": {
      "description": null,
      "operation": "plone.app.querystring.queryparser._intEqual",
      "title": "Equals",
      "widget": "StringWidget"
    },
    "plone.app.querystring.operation.int.largerThan": {
      "description": null,
      "operation": "plone.app.querystring.queryparser._intLargerThan",
      "title": "Larger than",

```

(continues on next page)

(continued from previous page)

```

    "widget": "StringWidget"
  },
  "plone.app.querystring.operation.int.lessThan": {
    "description": null,
    "operation": "plone.app.querystring.queryparser._intLessThan",
    "title": "Less than",
    "widget": "StringWidget"
  }
},
"sortable": true,
"title": "Order in folder",
"values": {},
"vocabulary": null
},
"getRawRelatedItems": {
  "description": "Find items related to the selected items",
  "enabled": false,
  "group": "Metadata",
  "operations": [
    "plone.app.querystring.operation.reference.is"
  ],
  "operators": {
    "plone.app.querystring.operation.reference.is": {
      "description": null,
      "operation": "plone.app.querystring.queryparser._referenceIs",
      "title": "Equals",
      "widget": "ReferenceWidget"
    }
  },
  "sortable": false,
  "title": "Related To",
  "values": {},
  "vocabulary": null
},
"isDefaultPage": {
  "description": "Find items that are the default view for their containing_
↔folder.",
  "enabled": false,
  "group": "Metadata",
  "operations": [
    "plone.app.querystring.operation.boolean.isTrue",
    "plone.app.querystring.operation.boolean.isFalse"
  ],
  "operators": {
    "plone.app.querystring.operation.boolean.isFalse": {
      "description": null,
      "operation": "plone.app.querystring.queryparser._isFalse",
      "title": "No",
      "widget": null
    },
    "plone.app.querystring.operation.boolean.isTrue": {
      "description": null,
      "operation": "plone.app.querystring.queryparser._isTrue",
      "title": "Yes",
      "widget": null
    }
  }
},
},

```

(continues on next page)

(continued from previous page)

```

    "sortable": false,
    "title": "Default Page",
    "values": {},
    "vocabulary": null
  },
  "isFolderish": {
    "description": "Find items that can contain other objects",
    "enabled": false,
    "group": "Metadata",
    "operations": [
      "plone.app.querystring.operation.boolean.isTrue",
      "plone.app.querystring.operation.boolean.isFalse"
    ],
    "operators": {
      "plone.app.querystring.operation.boolean.isFalse": {
        "description": null,
        "operation": "plone.app.querystring.queryparser._isFalse",
        "title": "No",
        "widget": null
      },
      "plone.app.querystring.operation.boolean.isTrue": {
        "description": null,
        "operation": "plone.app.querystring.queryparser._isTrue",
        "title": "Yes",
        "widget": null
      }
    }
  },
  "sortable": false,
  "title": "Folder-like",
  "values": {},
  "vocabulary": null
},
"modified": {
  "description": "The time and date an item was last modified",
  "enabled": true,
  "group": "Dates",
  "operations": [
    "plone.app.querystring.operation.date.lessThan",
    "plone.app.querystring.operation.date.largerThan",
    "plone.app.querystring.operation.date.between",
    "plone.app.querystring.operation.date.lessThanRelativeDate",
    "plone.app.querystring.operation.date.largerThanRelativeDate",
    "plone.app.querystring.operation.date.today",
    "plone.app.querystring.operation.date.beforeToday",
    "plone.app.querystring.operation.date.afterToday",
    "plone.app.querystring.operation.date.beforeRelativeDate",
    "plone.app.querystring.operation.date.afterRelativeDate"
  ],
  "operators": {
    "plone.app.querystring.operation.date.afterRelativeDate": {
      "description": "After N days in the future",
      "operation": "plone.app.querystring.queryparser._afterRelativeDate",
      "title": "After relative Date",
      "widget": "RelativeDateWidget"
    },
    "plone.app.querystring.operation.date.afterToday": {
      "description": "After the current day",

```

(continues on next page)

(continued from previous page)

```

    "operation": "plone.app.querystring.queryparser._afterToday",
    "title": "After today",
    "widget": null
  },
  "plone.app.querystring.operation.date.beforeRelativeDate": {
    "description": "Before N days in the past",
    "operation": "plone.app.querystring.queryparser._beforeRelativeDate",
    "title": "Before relative Date",
    "widget": "RelativeDateWidget"
  },
  "plone.app.querystring.operation.date.beforeToday": {
    "description": "Before the current day",
    "operation": "plone.app.querystring.queryparser._beforeToday",
    "title": "Before today",
    "widget": null
  },
  "plone.app.querystring.operation.date.between": {
    "description": "Please use YYYY/MM/DD.",
    "operation": "plone.app.querystring.queryparser._between",
    "title": "Between dates",
    "widget": "DateRangeWidget"
  },
  "plone.app.querystring.operation.date.largerThan": {
    "description": "Please use YYYY/MM/DD.",
    "operation": "plone.app.querystring.queryparser._largerThan",
    "title": "After date",
    "widget": "DateWidget"
  },
  "plone.app.querystring.operation.date.largerThanRelativeDate": {
    "description": "Please enter the number in days.",
    "operation": "plone.app.querystring.queryparser._moreThanRelativeDate",
    "title": "Within last",
    "widget": "RelativeDateWidget"
  },
  "plone.app.querystring.operation.date.lessThan": {
    "description": "Please use YYYY/MM/DD.",
    "operation": "plone.app.querystring.queryparser._lessThan",
    "title": "Before date",
    "widget": "DateWidget"
  },
  "plone.app.querystring.operation.date.lessThanRelativeDate": {
    "description": "Please enter the number in days.",
    "operation": "plone.app.querystring.queryparser._lessThanRelativeDate",
    "title": "Within next",
    "widget": "RelativeDateWidget"
  },
  "plone.app.querystring.operation.date.today": {
    "description": "The current day",
    "operation": "plone.app.querystring.queryparser._today",
    "title": "Today",
    "widget": null
  }
},
"sortable": true,
"title": "Modification date",
"values": {},
"vocabulary": null

```

(continues on next page)

(continued from previous page)

```

},
"path": {
  "description": "The location of an item ",
  "enabled": true,
  "group": "Metadata",
  "operations": [
    "plone.app.querystring.operation.string.absolutePath",
    "plone.app.querystring.operation.string.path",
    "plone.app.querystring.operation.string.relativePath"
  ],
  "operators": {
    "plone.app.querystring.operation.string.absolutePath": {
      "description": "Location in the site structure",
      "operation": "plone.app.querystring.queryparser._absolutePath",
      "title": "Absolute path",
      "widget": "ReferenceWidget"
    },
    "plone.app.querystring.operation.string.path": {
      "description": "Location in the navigation structure",
      "operation": "plone.app.querystring.queryparser._navigationPath",
      "title": "Navigation path",
      "widget": "ReferenceWidget"
    },
    "plone.app.querystring.operation.string.relativePath": {
      "description": "Use '../' to navigate to parent objects.",
      "operation": "plone.app.querystring.queryparser._relativePath",
      "title": "Relative path",
      "widget": "RelativePathWidget"
    }
  },
  "sortable": false,
  "title": "Location",
  "values": {},
  "vocabulary": null
},
"portal_type": {
  "description": "An item's type (e.g. Event)",
  "enabled": true,
  "group": "Metadata",
  "operations": [
    "plone.app.querystring.operation.selection.any"
  ],
  "operators": {
    "plone.app.querystring.operation.selection.any": {
      "description": "Tip: you can use * to autocomplete.",
      "operation": "plone.app.querystring.queryparser._contains",
      "title": "Matches any of",
      "widget": "MultipleSelectionWidget"
    }
  },
  "sortable": false,
  "title": "Type",
  "values": {
    "ATTestDocument": {
      "title": "Test Document"
    },
    "ATTestFolder": {

```

(continues on next page)

(continued from previous page)

```
    "title": "Test Folder"
  },
  "Collection": {
    "title": "Collection"
  },
  "DXTestDocument": {
    "title": "DX Test Document"
  },
  "Discussion Item": {
    "title": "Comment"
  },
  "Document": {
    "title": "Page"
  },
  "Event": {
    "title": "Event"
  },
  "File": {
    "title": "File"
  },
  "Folder": {
    "title": "Folder"
  },
  "Image": {
    "title": "Image"
  },
  "Link": {
    "title": "Link"
  },
  "News Item": {
    "title": "News Item"
  }
},
"vocabulary": "plone.app.vocabularies.ReallyUserFriendlyTypes"
},
"review_state": {
  "description": "An item's workflow state (e.g.published)",
  "enabled": true,
  "group": "Metadata",
  "operations": [
    "plone.app.querystring.operation.selection.any"
  ],
  "operators": {
    "plone.app.querystring.operation.selection.any": {
      "description": "Tip: you can use * to autocomplete.",
      "operation": "plone.app.querystring.queryparser._contains",
      "title": "Matches any of",
      "widget": "MultipleSelectionWidget"
    }
  },
  "sortable": true,
  "title": "Review state",
  "values": {
    "external": {
      "title": "Externally visible [external]"
    },
    "internal": {
```

(continues on next page)

(continued from previous page)

```

    "title": "Internal draft [internal]"
  },
  "internally_published": {
    "title": "Internally published [internally_published]"
  },
  "pending": {
    "title": "Pending [pending]"
  },
  "private": {
    "title": "Private [private]"
  },
  "published": {
    "title": "Published with accent \u00e9 [published]"
  },
  "visible": {
    "title": "Public draft [visible]"
  }
},
"vocabulary": "plone.app.vocabularies.WorkflowStates"
},
"show_inactive": {
  "description": "Select which roles have the permission to view inactive objects
↪",
  "enabled": true,
  "group": "Metadata",
  "operations": [
    "plone.app.querystring.operation.string.showInactive"
  ],
  "operators": {
    "plone.app.querystring.operation.string.showInactive": {
      "description": "The user roles which are allowed to see inactive content",
      "operation": "plone.app.querystring.queryparser._showInactive",
      "title": "Show Inactive",
      "widget": "MultipleSelectionWidget"
    }
  },
  "sortable": false,
  "title": "Show Inactive",
  "values": {
    "Anonymous": {
      "title": "Anonymous"
    },
    "Authenticated": {
      "title": "Authenticated"
    },
    "Contributor": {
      "title": "Contributor"
    },
    "Editor": {
      "title": "Editor"
    },
    "Manager": {
      "title": "Manager"
    },
    "Member": {
      "title": "Member"
    }
  },

```

(continues on next page)

```

    "Owner": {
      "title": "Owner"
    },
    "Reader": {
      "title": "Reader"
    },
    "Reviewer": {
      "title": "Reviewer"
    },
    "Site Administrator": {
      "title": "Site Administrator"
    }
  },
  "vocabulary": "plone.app.vocabularies.Roles"
},
"sortable_title": {
  "description": "The item's title, transformed for sorting",
  "enabled": false,
  "group": "Text",
  "operations": [
    "plone.app.querystring.operation.string.contains",
    "plone.app.querystring.operation.string.is"
  ],
  "operators": {
    "plone.app.querystring.operation.string.contains": {
      "description": null,
      "operation": "plone.app.querystring.queryparser._contains",
      "title": "Contains",
      "widget": "StringWidget"
    },
    "plone.app.querystring.operation.string.is": {
      "description": "Tip: you can use * to autocomplete.",
      "operation": "plone.app.querystring.queryparser._equal",
      "title": "Is",
      "widget": "StringWidget"
    }
  }
},
"sortable": true,
"title": "Sortable Title",
"values": {},
"vocabulary": null
},
"start": {
  "description": "The start date and time of an event",
  "enabled": true,
  "group": "Dates",
  "operations": [
    "plone.app.querystring.operation.date.lessThan",
    "plone.app.querystring.operation.date.largerThan",
    "plone.app.querystring.operation.date.between",
    "plone.app.querystring.operation.date.lessThanRelativeDate",
    "plone.app.querystring.operation.date.largerThanRelativeDate",
    "plone.app.querystring.operation.date.today",
    "plone.app.querystring.operation.date.beforeToday",
    "plone.app.querystring.operation.date.afterToday",
    "plone.app.querystring.operation.date.beforeRelativeDate",
    "plone.app.querystring.operation.date.afterRelativeDate"
  ]
}

```

(continues on next page)



(continued from previous page)

```

],
"operators": {
  "plone.app.querystring.operation.date.afterRelativeDate": {
    "description": "After N days in the future",
    "operation": "plone.app.querystring.queryparser._afterRelativeDate",
    "title": "After relative Date",
    "widget": "RelativeDateWidget"
  },
  "plone.app.querystring.operation.date.afterToday": {
    "description": "After the current day",
    "operation": "plone.app.querystring.queryparser._afterToday",
    "title": "After today",
    "widget": null
  },
  "plone.app.querystring.operation.date.beforeRelativeDate": {
    "description": "Before N days in the past",
    "operation": "plone.app.querystring.queryparser._beforeRelativeDate",
    "title": "Before relative Date",
    "widget": "RelativeDateWidget"
  },
  "plone.app.querystring.operation.date.beforeToday": {
    "description": "Before the current day",
    "operation": "plone.app.querystring.queryparser._beforeToday",
    "title": "Before today",
    "widget": null
  },
  "plone.app.querystring.operation.date.between": {
    "description": "Please use YYYY/MM/DD.",
    "operation": "plone.app.querystring.queryparser._between",
    "title": "Between dates",
    "widget": "DateRangeWidget"
  },
  "plone.app.querystring.operation.date.largerThan": {
    "description": "Please use YYYY/MM/DD.",
    "operation": "plone.app.querystring.queryparser._largerThan",
    "title": "After date",
    "widget": "DateWidget"
  },
  "plone.app.querystring.operation.date.largerThanRelativeDate": {
    "description": "Please enter the number in days.",
    "operation": "plone.app.querystring.queryparser._moreThanRelativeDate",
    "title": "Within last",
    "widget": "RelativeDateWidget"
  },
  "plone.app.querystring.operation.date.lessThan": {
    "description": "Please use YYYY/MM/DD.",
    "operation": "plone.app.querystring.queryparser._lessThan",
    "title": "Before date",
    "widget": "DateWidget"
  },
  "plone.app.querystring.operation.date.lessThanRelativeDate": {
    "description": "Please enter the number in days.",
    "operation": "plone.app.querystring.queryparser._lessThanRelativeDate",
    "title": "Within next",
    "widget": "RelativeDateWidget"
  },
  "plone.app.querystring.operation.date.today": {

```

(continues on next page)

(continued from previous page)

```

        "description": "The current day",
        "operation": "plone.app.querystring.queryparser._today",
        "title": "Today",
        "widget": null
    }
},
"sortable": true,
"title": "Event start date",
"values": {},
"vocabulary": null
}
},
"sortable_indexes": {
  "Creator": {
    "description": "The person that created an item",
    "enabled": true,
    "group": "Metadata",
    "operations": [
      "plone.app.querystring.operation.string.currentUser",
      "plone.app.querystring.operation.selection.any"
    ],
    "operators": {
      "plone.app.querystring.operation.selection.any": {
        "description": "Tip: you can use * to autocomplete.",
        "operation": "plone.app.querystring.queryparser._contains",
        "title": "Matches any of",
        "widget": "MultipleSelectionWidget"
      },
      "plone.app.querystring.operation.string.currentUser": {
        "description": "The user viewing the querystring results",
        "operation": "plone.app.querystring.queryparser._currentUser",
        "title": "Current logged in user",
        "widget": null
      }
    }
  },
  "sortable": true,
  "title": "Creator",
  "values": {},
  "vocabulary": "plone.app.vocabularies.Users"
},
"created": {
  "description": "The date an item was created",
  "enabled": true,
  "group": "Dates",
  "operations": [
    "plone.app.querystring.operation.date.lessThan",
    "plone.app.querystring.operation.date.largerThan",
    "plone.app.querystring.operation.date.between",
    "plone.app.querystring.operation.date.lessThanRelativeDate",
    "plone.app.querystring.operation.date.largerThanRelativeDate",
    "plone.app.querystring.operation.date.today",
    "plone.app.querystring.operation.date.beforeToday",
    "plone.app.querystring.operation.date.afterToday",
    "plone.app.querystring.operation.date.beforeRelativeDate",
    "plone.app.querystring.operation.date.afterRelativeDate"
  ],
  "operators": {

```

(continues on next page)

(continued from previous page)

```

"plone.app.querystring.operation.date.afterRelativeDate": {
  "description": "After N days in the future",
  "operation": "plone.app.querystring.queryparser._afterRelativeDate",
  "title": "After relative Date",
  "widget": "RelativeDateWidget"
},
"plone.app.querystring.operation.date.afterToday": {
  "description": "After the current day",
  "operation": "plone.app.querystring.queryparser._afterToday",
  "title": "After today",
  "widget": null
},
"plone.app.querystring.operation.date.beforeRelativeDate": {
  "description": "Before N days in the past",
  "operation": "plone.app.querystring.queryparser._beforeRelativeDate",
  "title": "Before relative Date",
  "widget": "RelativeDateWidget"
},
"plone.app.querystring.operation.date.beforeToday": {
  "description": "Before the current day",
  "operation": "plone.app.querystring.queryparser._beforeToday",
  "title": "Before today",
  "widget": null
},
"plone.app.querystring.operation.date.between": {
  "description": "Please use YYYY/MM/DD.",
  "operation": "plone.app.querystring.queryparser._between",
  "title": "Between dates",
  "widget": "DateRangeWidget"
},
"plone.app.querystring.operation.date.largerThan": {
  "description": "Please use YYYY/MM/DD.",
  "operation": "plone.app.querystring.queryparser._largerThan",
  "title": "After date",
  "widget": "DateWidget"
},
"plone.app.querystring.operation.date.largerThanRelativeDate": {
  "description": "Please enter the number in days.",
  "operation": "plone.app.querystring.queryparser._moreThanRelativeDate",
  "title": "Within last",
  "widget": "RelativeDateWidget"
},
"plone.app.querystring.operation.date.lessThan": {
  "description": "Please use YYYY/MM/DD.",
  "operation": "plone.app.querystring.queryparser._lessThan",
  "title": "Before date",
  "widget": "DateWidget"
},
"plone.app.querystring.operation.date.lessThanRelativeDate": {
  "description": "Please enter the number in days.",
  "operation": "plone.app.querystring.queryparser._lessThanRelativeDate",
  "title": "Within next",
  "widget": "RelativeDateWidget"
},
"plone.app.querystring.operation.date.today": {
  "description": "The current day",
  "operation": "plone.app.querystring.queryparser._today",

```

(continues on next page)

```

        "title": "Today",
        "widget": null
    }
},
"sortable": true,
"title": "Creation date",
"values": {},
"vocabulary": null
},
"effective": {
    "description": "The time and date an item was first published",
    "enabled": true,
    "group": "Dates",
    "operations": [
        "plone.app.querystring.operation.date.lessThan",
        "plone.app.querystring.operation.date.largerThan",
        "plone.app.querystring.operation.date.between",
        "plone.app.querystring.operation.date.lessThanRelativeDate",
        "plone.app.querystring.operation.date.largerThanRelativeDate",
        "plone.app.querystring.operation.date.today",
        "plone.app.querystring.operation.date.beforeToday",
        "plone.app.querystring.operation.date.afterToday",
        "plone.app.querystring.operation.date.beforeRelativeDate",
        "plone.app.querystring.operation.date.afterRelativeDate"
    ],
    "operators": {
        "plone.app.querystring.operation.date.afterRelativeDate": {
            "description": "After N days in the future",
            "operation": "plone.app.querystring.queryparser._afterRelativeDate",
            "title": "After relative Date",
            "widget": "RelativeDateWidget"
        },
        "plone.app.querystring.operation.date.afterToday": {
            "description": "After the current day",
            "operation": "plone.app.querystring.queryparser._afterToday",
            "title": "After today",
            "widget": null
        },
        "plone.app.querystring.operation.date.beforeRelativeDate": {
            "description": "Before N days in the past",
            "operation": "plone.app.querystring.queryparser._beforeRelativeDate",
            "title": "Before relative Date",
            "widget": "RelativeDateWidget"
        },
        "plone.app.querystring.operation.date.beforeToday": {
            "description": "Before the current day",
            "operation": "plone.app.querystring.queryparser._beforeToday",
            "title": "Before today",
            "widget": null
        },
        "plone.app.querystring.operation.date.between": {
            "description": "Please use YYYY/MM/DD.",
            "operation": "plone.app.querystring.queryparser._between",
            "title": "Between dates",
            "widget": "DateRangeWidget"
        },
        "plone.app.querystring.operation.date.largerThan": {

```

(continues on next page)

(continued from previous page)

```

    "description": "Please use YYYY/MM/DD.",
    "operation": "plone.app.querystring.queryparser._largerThan",
    "title": "After date",
    "widget": "DateWidget"
  },
  "plone.app.querystring.operation.date.largerThanRelativeDate": {
    "description": "Please enter the number in days.",
    "operation": "plone.app.querystring.queryparser._moreThanRelativeDate",
    "title": "Within last",
    "widget": "RelativeDateWidget"
  },
  "plone.app.querystring.operation.date.lessThan": {
    "description": "Please use YYYY/MM/DD.",
    "operation": "plone.app.querystring.queryparser._lessThan",
    "title": "Before date",
    "widget": "DateWidget"
  },
  "plone.app.querystring.operation.date.lessThanRelativeDate": {
    "description": "Please enter the number in days.",
    "operation": "plone.app.querystring.queryparser._lessThanRelativeDate",
    "title": "Within next",
    "widget": "RelativeDateWidget"
  },
  "plone.app.querystring.operation.date.today": {
    "description": "The current day",
    "operation": "plone.app.querystring.queryparser._today",
    "title": "Today",
    "widget": null
  }
},
"sortable": true,
"title": "Effective date",
"values": {},
"vocabulary": null
},
"end": {
  "description": "The end date and time of an event",
  "enabled": true,
  "group": "Dates",
  "operations": [
    "plone.app.querystring.operation.date.lessThan",
    "plone.app.querystring.operation.date.largerThan",
    "plone.app.querystring.operation.date.between",
    "plone.app.querystring.operation.date.lessThanRelativeDate",
    "plone.app.querystring.operation.date.largerThanRelativeDate",
    "plone.app.querystring.operation.date.today",
    "plone.app.querystring.operation.date.beforeToday",
    "plone.app.querystring.operation.date.afterToday",
    "plone.app.querystring.operation.date.beforeRelativeDate",
    "plone.app.querystring.operation.date.afterRelativeDate"
  ],
  "operators": {
    "plone.app.querystring.operation.date.afterRelativeDate": {
      "description": "After N days in the future",
      "operation": "plone.app.querystring.queryparser._afterRelativeDate",
      "title": "After relative Date",
      "widget": "RelativeDateWidget"
    }
  }
}

```

(continues on next page)

(continued from previous page)

```

    },
    "plone.app.querystring.operation.date.afterToday": {
      "description": "After the current day",
      "operation": "plone.app.querystring.queryparser._afterToday",
      "title": "After today",
      "widget": null
    },
    },
    "plone.app.querystring.operation.date.beforeRelativeDate": {
      "description": "Before N days in the past",
      "operation": "plone.app.querystring.queryparser._beforeRelativeDate",
      "title": "Before relative Date",
      "widget": "RelativeDateWidget"
    },
    },
    "plone.app.querystring.operation.date.beforeToday": {
      "description": "Before the current day",
      "operation": "plone.app.querystring.queryparser._beforeToday",
      "title": "Before today",
      "widget": null
    },
    },
    "plone.app.querystring.operation.date.between": {
      "description": "Please use YYYY/MM/DD.",
      "operation": "plone.app.querystring.queryparser._between",
      "title": "Between dates",
      "widget": "DateRangeWidget"
    },
    },
    "plone.app.querystring.operation.date.largerThan": {
      "description": "Please use YYYY/MM/DD.",
      "operation": "plone.app.querystring.queryparser._largerThan",
      "title": "After date",
      "widget": "DateWidget"
    },
    },
    "plone.app.querystring.operation.date.largerThanRelativeDate": {
      "description": "Please enter the number in days.",
      "operation": "plone.app.querystring.queryparser._moreThanRelativeDate",
      "title": "Within last",
      "widget": "RelativeDateWidget"
    },
    },
    "plone.app.querystring.operation.date.lessThan": {
      "description": "Please use YYYY/MM/DD.",
      "operation": "plone.app.querystring.queryparser._lessThan",
      "title": "Before date",
      "widget": "DateWidget"
    },
    },
    "plone.app.querystring.operation.date.lessThanRelativeDate": {
      "description": "Please enter the number in days.",
      "operation": "plone.app.querystring.queryparser._lessThanRelativeDate",
      "title": "Within next",
      "widget": "RelativeDateWidget"
    },
    },
    "plone.app.querystring.operation.date.today": {
      "description": "The current day",
      "operation": "plone.app.querystring.queryparser._today",
      "title": "Today",
      "widget": null
    }
  },
  "sortable": true,

```

(continues on next page)

(continued from previous page)

```

    "title": "Event end date",
    "values": {},
    "vocabulary": null
  },
  "expires": {
    "description": "The time and date an item was expired",
    "enabled": true,
    "group": "Dates",
    "operations": [
      "plone.app.querystring.operation.date.lessThan",
      "plone.app.querystring.operation.date.largerThan",
      "plone.app.querystring.operation.date.between",
      "plone.app.querystring.operation.date.lessThanRelativeDate",
      "plone.app.querystring.operation.date.largerThanRelativeDate",
      "plone.app.querystring.operation.date.today",
      "plone.app.querystring.operation.date.beforeToday",
      "plone.app.querystring.operation.date.afterToday",
      "plone.app.querystring.operation.date.beforeRelativeDate",
      "plone.app.querystring.operation.date.afterRelativeDate"
    ],
    "operators": {
      "plone.app.querystring.operation.date.afterRelativeDate": {
        "description": "After N days in the future",
        "operation": "plone.app.querystring.queryparser._afterRelativeDate",
        "title": "After relative Date",
        "widget": "RelativeDateWidget"
      },
      "plone.app.querystring.operation.date.afterToday": {
        "description": "After the current day",
        "operation": "plone.app.querystring.queryparser._afterToday",
        "title": "After today",
        "widget": null
      },
      "plone.app.querystring.operation.date.beforeRelativeDate": {
        "description": "Before N days in the past",
        "operation": "plone.app.querystring.queryparser._beforeRelativeDate",
        "title": "Before relative Date",
        "widget": "RelativeDateWidget"
      },
      "plone.app.querystring.operation.date.beforeToday": {
        "description": "Before the current day",
        "operation": "plone.app.querystring.queryparser._beforeToday",
        "title": "Before today",
        "widget": null
      },
      "plone.app.querystring.operation.date.between": {
        "description": "Please use YYYY/MM/DD.",
        "operation": "plone.app.querystring.queryparser._between",
        "title": "Between dates",
        "widget": "DateRangeWidget"
      },
      "plone.app.querystring.operation.date.largerThan": {
        "description": "Please use YYYY/MM/DD.",
        "operation": "plone.app.querystring.queryparser._largerThan",
        "title": "After date",
        "widget": "DateWidget"
      }
    }
  },

```

(continues on next page)

(continued from previous page)

```

"plone.app.querystring.operation.date.largerThanRelativeDate": {
  "description": "Please enter the number in days.",
  "operation": "plone.app.querystring.queryparser._moreThanRelativeDate",
  "title": "Within last",
  "widget": "RelativeDateWidget"
},
"plone.app.querystring.operation.date.lessThan": {
  "description": "Please use YYYY/MM/DD.",
  "operation": "plone.app.querystring.queryparser._lessThan",
  "title": "Before date",
  "widget": "DateWidget"
},
"plone.app.querystring.operation.date.lessThanRelativeDate": {
  "description": "Please enter the number in days.",
  "operation": "plone.app.querystring.queryparser._lessThanRelativeDate",
  "title": "Within next",
  "widget": "RelativeDateWidget"
},
"plone.app.querystring.operation.date.today": {
  "description": "The current day",
  "operation": "plone.app.querystring.queryparser._today",
  "title": "Today",
  "widget": null
}
},
"sortable": true,
"title": "Expiration date",
"values": {},
"vocabulary": null
},
"getId": {
  "description": "The short name of an item (used in the url)",
  "enabled": true,
  "group": "Metadata",
  "operations": [
    "plone.app.querystring.operation.string.is"
  ],
  "operators": {
    "plone.app.querystring.operation.string.is": {
      "description": "Tip: you can use * to autocomplete.",
      "operation": "plone.app.querystring.queryparser._equal",
      "title": "Is",
      "widget": "StringWidget"
    }
  },
  "sortable": true,
  "title": "Short name (id)",
  "values": {},
  "vocabulary": null
},
"getObjPositionInParent": {
  "description": "The order of an item in its parent folder",
  "enabled": false,
  "group": "Metadata",
  "operations": [
    "plone.app.querystring.operation.int.is",
    "plone.app.querystring.operation.int.lessThan",

```

(continues on next page)



(continued from previous page)

```

    "plone.app.querystring.operation.int.largerThan"
  ],
  "operators": {
    "plone.app.querystring.operation.int.is": {
      "description": null,
      "operation": "plone.app.querystring.queryparser._intEqual",
      "title": "Equals",
      "widget": "StringWidget"
    },
    "plone.app.querystring.operation.int.largerThan": {
      "description": null,
      "operation": "plone.app.querystring.queryparser._intLargerThan",
      "title": "Larger than",
      "widget": "StringWidget"
    },
    "plone.app.querystring.operation.int.lessThan": {
      "description": null,
      "operation": "plone.app.querystring.queryparser._intLessThan",
      "title": "Less than",
      "widget": "StringWidget"
    }
  },
  "sortable": true,
  "title": "Order in folder",
  "values": {},
  "vocabulary": null
},
"modified": {
  "description": "The time and date an item was last modified",
  "enabled": true,
  "group": "Dates",
  "operations": [
    "plone.app.querystring.operation.date.lessThan",
    "plone.app.querystring.operation.date.largerThan",
    "plone.app.querystring.operation.date.between",
    "plone.app.querystring.operation.date.lessThanRelativeDate",
    "plone.app.querystring.operation.date.largerThanRelativeDate",
    "plone.app.querystring.operation.date.today",
    "plone.app.querystring.operation.date.beforeToday",
    "plone.app.querystring.operation.date.afterToday",
    "plone.app.querystring.operation.date.beforeRelativeDate",
    "plone.app.querystring.operation.date.afterRelativeDate"
  ],
  "operators": {
    "plone.app.querystring.operation.date.afterRelativeDate": {
      "description": "After N days in the future",
      "operation": "plone.app.querystring.queryparser._afterRelativeDate",
      "title": "After relative Date",
      "widget": "RelativeDateWidget"
    },
    "plone.app.querystring.operation.date.afterToday": {
      "description": "After the current day",
      "operation": "plone.app.querystring.queryparser._afterToday",
      "title": "After today",
      "widget": null
    },
    "plone.app.querystring.operation.date.beforeRelativeDate": {

```

(continues on next page)

(continued from previous page)

```

    "description": "Before N days in the past",
    "operation": "plone.app.querystring.queryparser._beforeRelativeDate",
    "title": "Before relative Date",
    "widget": "RelativeDateWidget"
  },
  "plone.app.querystring.operation.date.beforeToday": {
    "description": "Before the current day",
    "operation": "plone.app.querystring.queryparser._beforeToday",
    "title": "Before today",
    "widget": null
  },
  "plone.app.querystring.operation.date.between": {
    "description": "Please use YYYY/MM/DD.",
    "operation": "plone.app.querystring.queryparser._between",
    "title": "Between dates",
    "widget": "DateRangeWidget"
  },
  "plone.app.querystring.operation.date.largerThan": {
    "description": "Please use YYYY/MM/DD.",
    "operation": "plone.app.querystring.queryparser._largerThan",
    "title": "After date",
    "widget": "DateWidget"
  },
  "plone.app.querystring.operation.date.largerThanRelativeDate": {
    "description": "Please enter the number in days.",
    "operation": "plone.app.querystring.queryparser._moreThanRelativeDate",
    "title": "Within last",
    "widget": "RelativeDateWidget"
  },
  "plone.app.querystring.operation.date.lessThan": {
    "description": "Please use YYYY/MM/DD.",
    "operation": "plone.app.querystring.queryparser._lessThan",
    "title": "Before date",
    "widget": "DateWidget"
  },
  "plone.app.querystring.operation.date.lessThanRelativeDate": {
    "description": "Please enter the number in days.",
    "operation": "plone.app.querystring.queryparser._lessThanRelativeDate",
    "title": "Within next",
    "widget": "RelativeDateWidget"
  },
  "plone.app.querystring.operation.date.today": {
    "description": "The current day",
    "operation": "plone.app.querystring.queryparser._today",
    "title": "Today",
    "widget": null
  }
},
"sortable": true,
"title": "Modification date",
"values": {},
"vocabulary": null
},
"review_state": {
  "description": "An item's workflow state (e.g.published)",
  "enabled": true,
  "group": "Metadata",

```

(continues on next page)

(continued from previous page)

```

"operations": [
  "plone.app.querystring.operation.selection.any"
],
"operators": {
  "plone.app.querystring.operation.selection.any": {
    "description": "Tip: you can use * to autocomplete.",
    "operation": "plone.app.querystring.queryparser._contains",
    "title": "Matches any of",
    "widget": "MultipleSelectionWidget"
  }
},
"sortable": true,
"title": "Review state",
"values": {
  "external": {
    "title": "Externally visible [external]"
  },
  "internal": {
    "title": "Internal draft [internal]"
  },
  "internally_published": {
    "title": "Internally published [internally_published]"
  },
  "pending": {
    "title": "Pending [pending]"
  },
  "private": {
    "title": "Private [private]"
  },
  "published": {
    "title": "Published with accent \u00e9 [published]"
  },
  "visible": {
    "title": "Public draft [visible]"
  }
},
"vocabulary": "plone.app.vocabularies.WorkflowStates"
},
"sortable_title": {
  "description": "The item's title, transformed for sorting",
  "enabled": false,
  "group": "Text",
  "operations": [
    "plone.app.querystring.operation.string.contains",
    "plone.app.querystring.operation.string.is"
  ],
  "operators": {
    "plone.app.querystring.operation.string.contains": {
      "description": null,
      "operation": "plone.app.querystring.queryparser._contains",
      "title": "Contains",
      "widget": "StringWidget"
    },
    "plone.app.querystring.operation.string.is": {
      "description": "Tip: you can use * to autocomplete.",
      "operation": "plone.app.querystring.queryparser._equal",
      "title": "Is",

```

(continues on next page)

```

    "widget": "StringWidget"
  }
},
"sortable": true,
"title": "Sortable Title",
"values": {},
"vocabulary": null
},
"start": {
  "description": "The start date and time of an event",
  "enabled": true,
  "group": "Dates",
  "operations": [
    "plone.app.querystring.operation.date.lessThan",
    "plone.app.querystring.operation.date.largerThan",
    "plone.app.querystring.operation.date.between",
    "plone.app.querystring.operation.date.lessThanRelativeDate",
    "plone.app.querystring.operation.date.largerThanRelativeDate",
    "plone.app.querystring.operation.date.today",
    "plone.app.querystring.operation.date.beforeToday",
    "plone.app.querystring.operation.date.afterToday",
    "plone.app.querystring.operation.date.beforeRelativeDate",
    "plone.app.querystring.operation.date.afterRelativeDate"
  ],
  "operators": {
    "plone.app.querystring.operation.date.afterRelativeDate": {
      "description": "After N days in the future",
      "operation": "plone.app.querystring.queryparser._afterRelativeDate",
      "title": "After relative Date",
      "widget": "RelativeDateWidget"
    },
    "plone.app.querystring.operation.date.afterToday": {
      "description": "After the current day",
      "operation": "plone.app.querystring.queryparser._afterToday",
      "title": "After today",
      "widget": null
    },
    "plone.app.querystring.operation.date.beforeRelativeDate": {
      "description": "Before N days in the past",
      "operation": "plone.app.querystring.queryparser._beforeRelativeDate",
      "title": "Before relative Date",
      "widget": "RelativeDateWidget"
    },
    "plone.app.querystring.operation.date.beforeToday": {
      "description": "Before the current day",
      "operation": "plone.app.querystring.queryparser._beforeToday",
      "title": "Before today",
      "widget": null
    },
    "plone.app.querystring.operation.date.between": {
      "description": "Please use YYYY/MM/DD.",
      "operation": "plone.app.querystring.queryparser._between",
      "title": "Between dates",
      "widget": "DateRangeWidget"
    },
    "plone.app.querystring.operation.date.largerThan": {
      "description": "Please use YYYY/MM/DD.",

```

(continues on next page)

(continued from previous page)

```

    "operation": "plone.app.querystring.queryparser._largerThan",
    "title": "After date",
    "widget": "DateWidget"
  },
  "plone.app.querystring.operation.date.largerThanRelativeDate": {
    "description": "Please enter the number in days.",
    "operation": "plone.app.querystring.queryparser._moreThanRelativeDate",
    "title": "Within last",
    "widget": "RelativeDateWidget"
  },
  "plone.app.querystring.operation.date.lessThan": {
    "description": "Please use YYYY/MM/DD.",
    "operation": "plone.app.querystring.queryparser._lessThan",
    "title": "Before date",
    "widget": "DateWidget"
  },
  "plone.app.querystring.operation.date.lessThanRelativeDate": {
    "description": "Please enter the number in days.",
    "operation": "plone.app.querystring.queryparser._lessThanRelativeDate",
    "title": "Within next",
    "widget": "RelativeDateWidget"
  },
  "plone.app.querystring.operation.date.today": {
    "description": "The current day",
    "operation": "plone.app.querystring.queryparser._today",
    "title": "Today",
    "widget": null
  }
},
"sortable": true,
"title": "Event start date",
"values": {},
"vocabulary": null
}
}
}

```

## 1.31 Querystring Search

The `@querystring-search` endpoint given a `p.a.querystring` query returns the results.

You can call the `/@querystring-search` endpoint with a POST request and the `p.a.querystring` query in JSON BODY, along with the others querystring options: `http`

```

POST /plone/@querystring-search HTTP/1.1
Accept: application/json
Authorization: Basic YWRtaW46c2VjcmV0
Content-Type: application/json

{
  "query": [
    {
      "i": "portal_type",
      "o": "plone.app.querystring.operation.selection.any",

```

(continues on next page)

(continued from previous page)

```

        "v": [
            "Document"
        ]
    }
]
}

```

**curl**

```

curl -i -X POST http://nohost/plone/@querystring-search -H 'Accept: application/json' \
↪-H 'Content-Type: application/json' --data-raw '{"query": [{"i": "portal_type", "o" \
↪": "plone.app.querystring.operation.selection.any", "v": ["Document"]}]}' --user \
↪admin:secret

```

**httpie**

```

echo '{
  "query": [
    {
      "i": "portal_type",
      "o": "plone.app.querystring.operation.selection.any",
      "v": [
        "Document"
      ]
    }
  ]
}' | http POST http://nohost/plone/@querystring-search Accept:application/json \
↪Content-Type:application/json -a admin:secret

```

**python-requests**

```

requests.post('http://nohost/plone/@querystring-search', headers={
    'Accept': 'application/json',
    'Content-Type': 'application/json',
}, json={
    'query': [{
        'i': 'portal_type',
        'o': 'plone.app.querystring.operation.selection.any',
        'v': ['Document'],
    }],
}, auth=('admin', 'secret'))

```

The server will respond with the results:

```

HTTP/1.1 200 OK
Content-Type: application/json

{
  "@id": "http://localhost:55001/plone/@querystring-search",
  "items": [
    {
      "@id": "http://localhost:55001/plone/front-page",
      "@type": "Document",
      "description": "Congratulations! You have successfully installed Plone.",
      "review_state": "private",
      "title": "Welcome to Plone"
    }
  ]
}

```

(continues on next page)

(continued from previous page)

```

    },
    {
      "@id": "http://localhost:55001/plone/testdocument",
      "@type": "Document",
      "description": "",
      "review_state": "private",
      "title": "Test Document"
    }
  ],
  "items_total": 2
}

```

The endpoint accepts the same parameters than the querystring search accept:

- b\_start
- b\_size
- sort\_on
- sort\_order
- limit

and also the `fullobjects` parameter for return the whole objects instead of the summary serialization of them.

## 1.32 Customizing the API

### 1.32.1 Content serialization

#### Dexterity fields

The API automatically converts all field values to JSON compatible data, whenever possible. However, you might use fields which store data that cannot be automatically converted, or you might want to customize the representation of certain fields.

For extending or changing the serializing of certain dexterity fields you need to register an `IFieldSerializer`-adapter.

Example:

```

from plone.customfield.interfaces import ICustomField
from plone.dexterity.interfaces import IDexterityContent
from plone.restapi.interfaces import IFieldSerializer
from plone.restapi.serializer.converters import json_compatible
from plone.restapi.serializer.dxfields import DefaultFieldSerializer
from zope.component import adapter
from zope.interface import Interface
from zope.interface import implementer

@adapter(ICustomField, IDexterityContent, Interface)
@implementer(IFieldSerializer)
class CustomFieldSerializer(DefaultFieldSerializer):

    def __call__(self):

```

(continues on next page)

(continued from previous page)

```
value = self.get_value()
if value is not None:
    # Do custom serializing here, e.g.:
    value = value.output()

return json_compatible(value)
```

Register the adapter in ZCML:

```
<configure xmlns="http://namespaces.zope.org/zope">

    <adapter factory=".serializer.CustomFieldSerializer" />

</configure>
```

The `json_compatible` function recursively converts the value to JSON compatible data, when possible. When a value cannot be converted, a `TypeError` is raised. It is recommended to pass all values through `json_compatible` in order to validate and convert them.

For customizing a specific field instance, a named `IFieldSerializer` adapter can be registered. The name may either be the full dottedname of the field (`plone.app.dexterity.behaviors.excludefromnav.IExcludeFromNavigation.exclude_from_nav`) or the shortname of the field (`exclude_from_nav`).

## 1.33 Conventions

### 1.33.1 Nouns vs Verbs

Rule: Use nouns to represent resources.

Do:

```
/my-folder
/@registry
/@types
```

Don't:

```
/createFolder
/deleteDocument
/updateEvent
```

Reason:

RESTful URI should refer to a resource that is a thing (noun) instead of referring to an action (verb) because nouns have properties as verbs do not. The REST architectural principle uses HTTP verbs to interact with resources.

Though, there is an exception to that rule, verbs can be used for specific actions or calculations, e.g.:

```
/login
/logout
/move-to
/reset-password
```



### 1.33.2 Singular vs Plural

Rule: Use plural resources.

Do:

```
/users
/users/21
```

Don't:

```
/user
/user/21
```

Reason:

If you use singular for a collection like resource (e.g. “/user” to retrieve a list of all users) it feels wrong. Mixing singular and plural is confusing (e.g. user “/users” for retrieving users and “/user/21” to retrieve a single user).

### 1.33.3 Attribute names in URIs

Rule: Use hyphens to improve readability of URIs.

Do:

```
/users/noam/reset-password
```

Don't:

```
/users/noam/resetPassword
/users/noam/ResetPassword
/users/noam/reset_password
```

Reason:

### 1.33.4 Upper vs. Lowercase

Rule: Use lowercase letters in URIs.

Do:

```
http://example.com/my-folder/my-document
```

Don't:

```
http://example.com/My-Folder/My-Documnt
```

Reason: RFC 3986 defines URIs as case-sensitive except for the scheme and host components. e.g.

Those two URIs are equivalent:

```
http://example.org/my-folder/my-document
HTTP://EXAMPLE.ORG/my-folder/my-document
```

While this one is not equivalent to the two URIs above:

```
http://example.org/My-Folder/my-document
```

To avoid confusion we always use lowercase letters in URIs.

### 1.33.5 Versioning

Versioning APIs does make a lot of sense for public API services. Especially if an API provider needs to ship different versions of the API at the same time. Though, Plone already has a way to version packages and it currently does not make sense for us to expose that information via the API. We will always just ship one version of the API at a time and we are usually in full control over the backend and the frontend.

## 1.34 Translations

---

**Note:** This is only available on Plone 5.

---

Since Plone 5 the product `plone.app.multilingual` is included in the base Plone installation although it is not enabled by default.

Multilingualism in Plone not only allows the managers of the site to configure the site interface texts to be in one language or another (such as the configuration menus, error messages, information messages or other static text) but also to configure Plone to handle multilingual content. To achieve that it provides the user interface for managing content translations.

You can get additional information about the multilingual capabilities of Plone in the [documentation](#).

In connection with that capabilities, `plone.restapi` provides a `@translations` endpoint to handle the translation information of the content objects.

Once we have installed `plone.app.multilingual` and enabled more than one language we can link two content-items of different languages to be the translation of each other issuing a `POST` query to the `@translations` endpoint including the `id` of the content which should be linked to. The `id` of the content must be a full URL of the content object: `http`

```
POST /plone/en/test-document/@translations HTTP/1.1
Accept: application/json
Authorization: Basic YWRtaW46c2VjcmV0
Content-Type: application/json

{
  "id": "http://localhost:55001/plone/es/test-document"
}
```

`curl`

```
curl -i -X POST http://nohost/plone/en/test-document/@translations -H 'Accept:
↪application/json' -H 'Content-Type: application/json' --data-raw '{"id": "http://
↪localhost:55001/plone/es/test-document"}' --user admin:secret
```

`httpie`

```
echo '{
  "id": "http://localhost:55001/plone/es/test-document"
}' | http POST http://nohost/plone/en/test-document/@translations Accept:application/
↪json Content-Type:application/json -a admin:secret
```

## python-requests

```
requests.post('http://nohost/plone/en/test-document/@translations', headers={
    'Accept': 'application/json',
    'Content-Type': 'application/json',
}, json={
    'id': 'http://localhost:55001/plone/es/test-document',
}, auth=('admin', 'secret'))
```

**Note:** “id” is a required field and needs to point to an existing content on the site.

The API will return a *201 Created* response if the linking was successful.

```
HTTP/1.1 201 Created
Content-Type: application/json
Location: http://localhost:55001/plone/en/test-document

{}
```

After linking the contents we can get the list of the translations of that content item by issuing a GET request on the *@translations* endpoint of that content item.: http

```
GET /plone/en/test-document/@translations HTTP/1.1
Accept: application/json
Authorization: Basic YWRtaW46c2VjcmV0
```

## curl

```
curl -i http://nohost/plone/en/test-document/@translations -H 'Accept: application/
↪json' --user admin:secret
```

## httpie

```
http http://nohost/plone/en/test-document/@translations Accept:application/json -a_
↪admin:secret
```

## python-requests

```
requests.get('http://nohost/plone/en/test-document/@translations', headers={
    'Accept': 'application/json',
}, auth=('admin', 'secret'))
```

```
HTTP/1.1 200 OK
Content-Type: application/json

{
  "@id": "http://localhost:55001/plone/en/test-document/@translations",
  "items": [
    {
      "@id": "http://localhost:55001/plone/es/test-document",
      "language": "es"
    }
  ]
}
```

To unlink the content, issue a DELETE request on the `@translations` endpoint of the content item and provide the language code you want to unlink.: http

```
DELETE /plone/en/test-document/@translations HTTP/1.1
Accept: application/json
Authorization: Basic YWRtaW46c2VjcmV0
Content-Type: application/json

{
  "language": "es"
}
```

curl

```
curl -i -X DELETE http://nohost/plone/en/test-document/@translations -H 'Accept:
↪application/json' -H 'Content-Type: application/json' --data-raw '{"language": "es"}
↪' --user admin:secret
```

httpie

```
echo '{
  "language": "es"
}' | http DELETE http://nohost/plone/en/test-document/@translations
↪Accept:application/json Content-Type:application/json -a admin:secret
```

python-requests

```
requests.delete('http://nohost/plone/en/test-document/@translations', headers={
    'Accept': 'application/json',
    'Content-Type': 'application/json',
}, json={
    'language': 'es',
}, auth=('admin', 'secret'))
```

---

**Note:** “language” is a required field.

---

```
HTTP/1.1 204 No Content
```

### 1.34.1 Expansion

This endpoint can be used with the *Expansion* mechanism which allows to get additional information about a content item in one query, avoiding unnecessary requests.

If a simple GET request is done on the content item, a new entry will be shown on the `@components` entry with the URL of the `@translations` endpoint:

## 1.35 Email Send

### 1.35.1 Send Mail to Arbitrary Addresses

To send an email to an arbitrary e-mail address, send a POST request to the `/@email-send` endpoint that is available on the site root:

```
POST http://localhost:8080/Plone/@email-send
Accept: application/json
Content-Type: application/json

{
  'name': 'John Doe',
  'from': 'john@doe.com',
  'to': 'jane@doe.com',
  'subject': 'Hello!',
  'message': 'Just want to say hi.'
}
```

This endpoint is controlled via the *Use mailhost services* permission, the default one in Zope.

The ‘to’, ‘from’ and ‘message’ fields are required. The ‘subject’ and ‘name’ fields are optional.

The server will respond with status *204 No Content* when the email has been sent successfully:

```
HTTP/1.1 204 No Content
```

## 1.36 i18n: internationalization of screen messages

Plone already provides user-interface translations using the `plone.app.locales` packages.

In `plone.restapi` we also use those translations where the end user needs to have those translated strings, this way the front-end work is easier, because you directly get from the server everything you need, instead of needing to query yet another endpoint to get the translations.

To do so, `plone.restapi` relies on Plone’s language-negotiation configuration and lets Plone to do the work of deciding the language in which the messages should be shown.

For the content of a multilingual site built using `plone.app.multilingual` this is an easy task: Plone is configured to show in the language of the content-object, so there is no need to ask anything to the REST API.

Nevertheless, when you want to query the Plone Site object of a multilingual site, or any other endpoint in a plain Plone site with multiple languages configured, you need to query the REST API which language do you want to have the messages on, otherwise you will get the messages on the default language configured in Plone.

To achieve that, the REST API requires to use the `Accept-Language` HTTP header passing as the value the code of the required language.

You will also need to configure Plone to use the browser request language negotiation. To do so, you need to go the Plone Control Panel, go to the Language Control Panel, open the Negotiation configuration tab and select “Use browser language request negotiation” option.

Using this option we can get the content-type titles translated: `http`

```
GET /plone/@types HTTP/1.1
Accept: application/json
Accept-Language: es
Authorization: Basic YWRtaW46c2VjcmV0
```

`curl`

```
curl -i http://nohost/plone/@types -H 'Accept: application/json' -H 'Accept-Language: ↵
↵es' --user admin:secret
```

`httpie`

```
http http://nohost/plone/@types Accept:application/json Accept-Language:es -a_
↪admin:secret
```

python-requests

```
requests.get('http://nohost/plone/@types', headers={
    'Accept': 'application/json',
    'Accept-Language': 'es',
}, auth=('admin', 'secret'))
```

And the response:

```
HTTP/1.1 200 OK
Content-Type: application/json

[
  {
    "@id": "http://localhost:55001/plone/@types/File",
    "addable": true,
    "title": "Archivo"
  },
  {
    "@id": "http://localhost:55001/plone/@types/Folder",
    "addable": true,
    "title": "Carpeta"
  },
  {
    "@id": "http://localhost:55001/plone/@types/Collection",
    "addable": true,
    "title": "Colecci\u00f3n"
  },
  {
    "@id": "http://localhost:55001/plone/@types/DXTestDocument",
    "addable": true,
    "title": "DX Test Document"
  },
  {
    "@id": "http://localhost:55001/plone/@types/Link",
    "addable": true,
    "title": "Enlace"
  },
  {
    "@id": "http://localhost:55001/plone/@types/Event",
    "addable": true,
    "title": "Evento"
  },
  {
    "@id": "http://localhost:55001/plone/@types/Image",
    "addable": true,
    "title": "Imagen"
  },
  {
    "@id": "http://localhost:55001/plone/@types/News Item",
    "addable": true,
    "title": "Noticia"
  },
  {
```

(continues on next page)

(continued from previous page)

```

    "@id": "http://localhost:55001/plone/@types/Document",
    "addable": true,
    "title": "P\u00e9lgina"
  }
]

```

All the field titles and descriptions, will also be translated. For instance for the Folder content type: http

```

GET /plone/@types/Folder HTTP/1.1
Accept: application/json
Accept-Language: es
Authorization: Basic YWRtaW46c2VjcmV0

```

curl

```

curl -i http://nohost/plone/@types/Folder -H 'Accept: application/json' -H 'Accept-
↵Language: es' --user admin:secret

```

httpie

```

http http://nohost/plone/@types/Folder Accept:application/json Accept-Language:es -a_
↵admin:secret

```

python-requests

```

requests.get('http://nohost/plone/@types/Folder', headers={
    'Accept': 'application/json',
    'Accept-Language': 'es',
}, auth=('admin', 'secret'))

```

And the response:

```

HTTP/1.1 200 OK
Content-Type: application/json+schema

{
  "fieldsets": [
    {
      "fields": [
        "title",
        "description"
      ],
      "id": "default",
      "title": "Default"
    },
    {
      "fields": [
        "subjects",
        "language",
        "relatedItems"
      ],
      "id": "categorization",
      "title": "Categorizaci\u00f3n"
    },
    {
      "fields": [

```

(continues on next page)

(continued from previous page)

```

    "effective",
    "expires"
  ],
  "id": "dates",
  "title": "Fechas"
},
{
  "fields": [
    "creators",
    "contributors",
    "rights"
  ],
  "id": "ownership",
  "title": "Propiedad"
},
{
  "fields": [
    "allow_discussion",
    "exclude_from_nav",
    "id",
    "nextPreviousEnabled"
  ],
  "id": "settings",
  "title": "Configuraci\u00f3n"
}
],
"layouts": [
  "album_view",
  "event_listing",
  "full_view",
  "listing_view",
  "summary_view",
  "tabular_view"
],
"properties": {
  "allow_discussion": {
    "choices": [
      [
        "True",
        "S\u00ed"
      ],
      [
        "False",
        "No"
      ]
    ]
  },
  "description": "Permitir comentarios para este tipo de contenido",
  "enum": [
    "True",
    "False"
  ],
  "enumNames": [
    "S\u00ed",
    "No"
  ],
  "title": "Permitir comentarios",
  "type": "string"
}

```

(continues on next page)



(continued from previous page)

```

    },
    "contributors": {
      "additionalItems": true,
      "description": "Los nombres de las personas que han contribuido a este elemento.
↳ Cada colaborador deber\u00eda estar en una l\u00ednea independiente.",
      "items": {
        "description": "",
        "title": "",
        "type": "string"
      },
      "title": "Colaboradores",
      "type": "array",
      "uniqueItems": true,
      "widgetOptions": {
        "vocabulary": {
          "@id": "http://localhost:55001/plone/@vocabularies/plone.app.vocabularies.
↳Users"
        }
      }
    },
    "creators": {
      "additionalItems": true,
      "description": "Personas responsables de la creaci\u00f3n del contenido de este
↳ elemento. Por favor, introduzca una lista de nombres de usuario, uno por l\u00ednea.
↳ El autor principal deber\u00eda ser el primero.",
      "items": {
        "description": "",
        "title": "",
        "type": "string"
      },
      "title": "Creadores",
      "type": "array",
      "uniqueItems": true,
      "widgetOptions": {
        "vocabulary": {
          "@id": "http://localhost:55001/plone/@vocabularies/plone.app.vocabularies.
↳Users"
        }
      }
    },
    "description": {
      "description": "Usado en listados de elementos y resultados de b\u00fasquedas.",
      "minLength": 0,
      "title": "Descripci\u00f3n",
      "type": "string",
      "widget": "textarea"
    },
    "effective": {
      "description": "La fecha en la que el documento ser\u00e1 publicado. Si no
↳ selecciona ninguna fecha, el documento ser\u00e1 publicado inmediatamente.",
      "title": "Fecha de Publicaci\u00f3n",
      "type": "string",
      "widget": "datetime"
    },
    "exclude_from_nav": {
      "default": false,
      "description": "Si est\u00e1 marcado, este elemento no aparecer\u00e1 en el
↳ \u00e1rbol de navegaci\u00f3n",

```

(continues on next page)

(continued from previous page)

```

    "title": "Excluir de la navegaci\u00f3n",
    "type": "boolean"
  },
  "expires": {
    "description": "La fecha en la que expira el documento. Esto har\u00e1
↪ autom\u00e1ticamente el documento invisible a otros a una fecha dada. Si no elije
↪ ninguna fecha, nunca expirar\u00e1.",
    "title": "Fecha de Terminaci\u00f3n",
    "type": "string",
    "widget": "datetime"
  },
  "id": {
    "description": "Este nombre se mostrar\u00e1 en la URL.",
    "title": "Nombre corto",
    "type": "string"
  },
  "language": {
    "default": "en",
    "description": "",
    "title": "Idioma",
    "type": "string",
    "vocabulary": {
      "@id": "http://localhost:55001/plone/@vocabularies/plone.app.vocabularies.
↪ SupportedContentLanguages"
    }
  },
  "nextPreviousEnabled": {
    "default": false,
    "description": "Esto habilita el widget siguiente/pr\u00f3ximo en los elementos
↪ contenidos en esta carpeta.",
    "title": "Habilitar la navegaci\u00f3n siguiente/anterior",
    "type": "boolean"
  },
  "relatedItems": {
    "additionalItems": true,
    "default": [],
    "description": "",
    "items": {
      "description": "",
      "title": "Related",
      "type": "string",
      "vocabulary": {
        "@id": "http://localhost:55001/plone/@vocabularies/plone.app.vocabularies.
↪ Catalog"
      }
    }
  },
  "title": "Contenido relacionado",
  "type": "array",
  "uniqueItems": true,
  "widgetOptions": {
    "pattern_options": {
      "recentlyUsed": true
    }
  },
  "vocabulary": {
    "@id": "http://localhost:55001/plone/@vocabularies/plone.app.vocabularies.
↪ Catalog"
  }
}

```

(continues on next page)

(continued from previous page)

```

    }
  },
  "rights": {
    "description": "Declaraci\u00f3n de copyright o informaci\u00f3n de otros_
↪derechos sobre este elemento.",
    "minLength": 0,
    "title": "Derechos de Autor",
    "type": "string",
    "widget": "textarea"
  },
  "subjects": {
    "additionalItems": true,
    "description": "Las etiquetas suelen utilizarse para la organizaci\u00f3n a_
↪medida del contenido.",
    "items": {
      "description": "",
      "title": "",
      "type": "string"
    },
    "title": "Etiquetas",
    "type": "array",
    "uniqueItems": true,
    "widgetOptions": {
      "vocabulary": {
        "@id": "http://localhost:55001/plone/@vocabularies/plone.app.vocabularies.
↪Keywords"
      }
    }
  },
  "title": {
    "description": "",
    "title": "T\u00edtulo",
    "type": "string"
  }
},
"required": [
  "title",
  "nextPreviousEnabled"
],
"title": "Carpeta",
"type": "object"
}

```

In a given object, the workflow state and actions will be translated too: http

```

GET /plone/front-page/@workflow HTTP/1.1
Accept: application/json
Accept-Language: es
Authorization: Basic YWRtaW46c2VjcmV0

```

curl

```

curl -i http://nohost/plone/front-page/@workflow -H 'Accept: application/json' -H
↪'Accept-Language: es' --user admin:secret

```

httpie

```
http http://nohost/plone/front-page/@workflow Accept:application/json Accept-
↳Language:es -a admin:secret
```

python-requests

```
requests.get('http://nohost/plone/front-page/@workflow', headers={
    'Accept': 'application/json',
    'Accept-Language': 'es',
}, auth=('admin', 'secret'))
```

And the response:

```
HTTP/1.1 200 OK
Content-Type: application/json

{
  "@id": "http://localhost:55001/plone/front-page/@workflow",
  "history": [
    {
      "action": null,
      "actor": "test_user_1_",
      "comments": "",
      "review_state": "private",
      "time": "2016-10-21T19:00:00+00:00",
      "title": "Privado"
    }
  ],
  "transitions": [
    {
      "@id": "http://localhost:55001/plone/front-page/@workflow/publish",
      "title": "Publicar"
    },
    {
      "@id": "http://localhost:55001/plone/front-page/@workflow/submit",
      "title": "Enviar para publicaci\u00f3n"
    }
  ]
}
```

The same happens in the `@history` endpoint, all the relevant messages, will be shown translated: http

```
GET /plone/front-page/@history HTTP/1.1
Accept: application/json
Accept-Language: es
Authorization: Basic YWRtaW46c2VjcmV0
```

curl

```
curl -i http://nohost/plone/front-page/@history -H 'Accept: application/json' -H
↳'Accept-Language: es' --user admin:secret
```

httplib

```
http http://nohost/plone/front-page/@history Accept:application/json Accept-
↳Language:es -a admin:secret
```

python-requests

```
requests.get('http://nohost/plone/front-page/@history', headers={
    'Accept': 'application/json',
    'Accept-Language': 'es',
}, auth=('admin', 'secret'))
```

And the response:

```
HTTP/1.1 200 OK
Content-Type: application/json

[
  {
    "action": "Crear",
    "actor": {
      "@id": "http://localhost:55001/plone/@users/test_user_1_",
      "fullname": "",
      "id": "test_user_1_",
      "username": "test-user"
    },
    "comments": "",
    "review_state": "private",
    "state_title": "Privado",
    "time": "2016-10-21T19:00:00",
    "transition_title": "Crear",
    "type": "workflow"
  },
  {
    "@id": "http://localhost:55001/plone/front-page/@history/0",
    "action": "Editado",
    "actor": {
      "@id": "http://localhost:55001/plone/@users/test-user",
      "fullname": "test-user",
      "id": "test-user",
      "username": null
    },
    "comments": "Versi\u00f3n inicial",
    "may_revert": true,
    "time": "2016-10-21T19:00:00",
    "transition_title": "Editado",
    "type": "versioning",
    "version": 0
  }
]
```

## 1.37 Email Notification

### 1.37.1 Contact Site Owner aka Contact Form

Plone allows the user to contact the site owner via a form on the website. This makes sure the site owner does not have to expose their email addresses publicly and at the same time allow the users to reach out to the site owners.

To send an email notification to the site owner, send a POST request to the `/@email-notification` endpoint that is available on the site root:

```
POST http://localhost:8080/Plone/@email-notification
Accept: application/json
Content-Type: application/json

{
  'name': 'John Doe',
  'from': 'john@doe.com',
  'subject': 'Hello!',
  'message': 'Just want to say hi.'
}
```

The ‘from’ and ‘message’ fields are required. The ‘subject’ and ‘name’ fields are optional.

The server will respond with status *204 No Content* when the email has been sent successfully:

```
HTTP/1.1 204 No Content
```

### 1.37.2 Contact Portal Users

---

**Note:** This endpoint is NOT implemented yet.

---

To send an email notification to another user of the portal, send a POST request to the `/@email-notification` endpoint on a particular user (e.g. the admin user):

```
POST http://localhost:8080/Plone/@users/admin/@email-notification
Accept: application/json
Content-Type: application/json

{
  'name': 'John Doe',
  'from': 'john@doe.com',
  'subject': 'Hello!',
  'message': 'Just want to say hi.'
}
```

---

**Note:** When using “email as login”, we strongly recommend to also enable the “Use UUID user ids” setting in the security control panel, to obfuscate the email in the user endpoint URL. Otherwise the ‘@users’ endpoint will expose the email addresses of all your users.

---

## 1.38 Upgrade Guide

This upgrade guide lists all breaking changes in plone.restapi and explains the necessary steps that are needed to upgrade to the latest version.

### 1.38.1 Upgrading to plone.restapi 4.x

plone.restapi 4.0.0 introduces the following breaking changes:

- 1) Fields with vocabularies now return the `token` and `title` instead of the stored value.

- 2) Choice and list fields return a hyperlink to a vocabulary instead of `choices`, `enum`, and `enumNames`.
- 3) Serialize widget parameters into a `widgetOptions` object instead of adding them to the top level of the schema property.
- 4) The vocabularies endpoint does no longer returns an `@id` for terms, the results are batched, and terms are now listed as `items` instead of `terms` to match other batched responses.

### Serialization and Deserialization of fields with vocabularies

The serialization of fields with vocabularies (e.g. `Choice`) now return the *token* and the *title* of the vocabulary term instead of the stored value. This allows displaying the term (title) without additionally querying the vocabulary. However it's necessary to adopt existing client implementations.

The date and time controlpanel previously returned a number for the `first_weekday` property:

```
{
  "@id": "http://localhost:55001/plone/@controlpanels/date-and-time",
  "data": {
    ...
    "first_weekday": 0,
    ...
  }
  ...
}
```

Now it returns an object with a token and a title:

```
{
  "@id": "http://localhost:55001/plone/@controlpanels/date-and-time",
  "data": {
    ...
    "first_weekday": {
      "title": "Monday",
      "token": "0"
    },
    ...
  }
  ...
}
```

Deserialization accepts objects that contain a token, but also just the token or the value.

However it's highly recommended to always use the token as vocabulary terms may contain values that are not JSON serializable.

### Choice and List fields return link to vocabulary instead of the values

Choice and List fields using named vocabularies are now serialized with a `vocabulary` property giving the URL of the `@vocabularies` endpoint for the vocabulary instead of including `choices`, `enum` and `enumNames` inline.

Old Response:

```
"choices": [
  [
    "de",
    "Deutsch"
  ]
]
```

(continues on next page)

(continued from previous page)

```
    ],
    [
      "en",
      "English"
    ],
  ],
  "enum": [
    "de",
    "en",
  ],
  "enumNames": [
    "Deutsch",
    "English",
  ],
],
```

New response:

```
"vocabulary": {
  "@id": "http://localhost:55001/plone/@vocabularies/plone.app.discussion.
↪vocabularies.CaptchaVocabulary"
},
```

### Serialize widget parameters into a widgetOptions object

Serialize widget parameters into a `widgetOptions` object instead of adding them to the top level of the schema property.

Old response:

```
"vocabulary": "plone.app.vocabularies.Users"
```

New response:

```
"widgetOptions": {
  "pattern_options": {
    "recentlyUsed": true
  },
  "vocabulary": { "@id": "http://localhost:55001/plone/@vocabularies/plone.app.
↪vocabularies.Users" }
}
```

### Example: Vocabularies Subjects Field

The `subjects` field is now serialized as an array of string items using the `plone.app.vocabularies.Keywords` vocabulary.

Old response:

```
"subjects": {
  "choices": [...],
  "enum": [...],
  "enumNames": [...],
}
"type": "string"
```



New response:

```
"additionalItems": true,
"type": "array",
"uniqueItems": true,
"widgetOptions": {
  "vocabulary": {
    "@id": "http://localhost:55001/plone/@vocabularies/plone.app.vocabularies.
↪Keywords"
  }
},
"items": {
  "description": "",
  "title": "",
  "type": "string"
},
```

### Example: Available Time Zones Field (vocabulary in items)

Old response:

```
"available_timezones": {
  "additionalItems": true,
  "default": [],
  "description": "The timezones, which should be available for the portal. Can be set_
↪for users and events",
  "items": {
    "choices": [
      [
        "Africa/Abidjan",
        "Africa/Abidjan"
      ],
      [
        "Africa/Accra",
        "Africa/Accra"
      ],
      ...
    ],
    "enum": [
      ...
    ],
    "enumNames": [
      ...
    ]
  },
  title: "Available timezones",
  type: "array",
  uniqueItems: true,
}
```

New response:

```
"available_timezones": {
  "additionalItems": true,
  "default": [],
  "description": "The timezones, which should be available for the portal. Can be set_
↪for users and events",
  "items": {
```

(continues on next page)

(continued from previous page)

```
"description": "",
"title": "",
"type": "string",
"vocabulary": {
  "@id": "http://localhost:8080/Plone/@vocabularies/plone.app.vocabularies.
↪Timezones"
}
},
"title": "Available timezones",
"type": "array",
"uniqueItems": true
},
```

### Example: Weekday Field (vocabulary in main property)

Old response:

```
"first_weekday": {
  "choices": [
    [
      "0",
      "Monday"
    ],
    [
      "1",
      "Tuesday"
    ],
    [
      "2",
      "Wednesday"
    ],
    [
      "3",
      "Thursday"
    ],
    [
      "4",
      "Friday"
    ],
    [
      "5",
      "Saturday"
    ],
    [
      "6",
      "Sunday"
    ]
  ],
  "description": "First day in the week.",
  "enum": [
    "0",
    "1",
    "2",
    "3",
    "4",
```

(continues on next page)

(continued from previous page)

```

    "5",
    "6"
  ],
  "enumNames": [
    "Monday",
    "Tuesday",
    "Wednesday",
    "Thursday",
    "Friday",
    "Saturday",
    "Sunday"
  ],
  "title": "First weekday",
  "type": "string"
},

```

New response:

```

"first_weekday": {
  "description": "First day in the week.",
  "title": "First weekday",
  "type": "string",
  "vocabulary": {
    "@id": "http://localhost:8080/Plone/@vocabularies/plone.app.vocabularies.Weekdays"
  }
},

```

## Vocabularies Endpoint

The vocabularies endpoint does no longer returns an @id for terms.

The results are batched, and terms are now listed as `items` instead of `terms` to match other batched responses.

Batch size is 25 by default but can be overridden using the `b_size` parameter.

Old response:

```

{
  "@id": "http://localhost:55001/plone/@vocabularies/plone.app.vocabularies.
↪ReallyUserFriendlyTypes",
  "terms": [
    {
      "@id": "http://localhost:55001/plone/@vocabularies/plone.app.vocabularies.
↪ReallyUserFriendlyTypes/Collection",
      "title": "Collection",
      "token": "Collection"
    },
    ...
  ]
}

```

New response:

```

{
  "@id": "http://localhost:55001/plone/@vocabularies/plone.app.vocabularies.
↪ReallyUserFriendlyTypes",

```

(continues on next page)

(continued from previous page)

```
"items": [
  {
    "title": "Collection",
    "token": "Collection"
  },
  ...
],
"items_total": 12
}
```

## 1.38.2 Upgrading to plone.restapi 3.x

### Image scales

Image download URLs and image scale URLs are created using the UID based url formats. This allows Plone to create different URLs when the image changes and thus ensuring caches are updated.

Old Response:

```
{
  "icon": {
    "download": "http://localhost:55001/plone/image/@images/image/icon",
    "height": 32,
    "width": 24
  },
  "large": {
    "download": "http://localhost:55001/plone/image/@images/image/large",
    "height": 768,
    "width": 576
  },
  ...
}
```

New Response:

```
{
  "icon": {
    "download": "http://localhost:55001/plone/image/@images/8eed3f80-5e1f-4115-85b8-
↪650a10a6ca84.png",
    "height": 32,
    "width": 24
  },
  "large": {
    "download": "http://localhost:55001/plone/image/@images/0d1824d1-2672-4b62-9277-
↪aeb220d3bf15.png",
    "height": 768,
    "width": 576
  },
  ...
}
```

## @sharing endpoint

The `available_roles` property in the response to a GET request to the `@sharing` endpoint has changed: Instead of a flat list of strings, it now contains a list of dicts, with the role ID and their translated title:

Old Response:

```
HTTP/1.1 200 OK
Content-Type: application/json

{
  "available_roles": [
    "Contributor",
    "Editor",
    "Reviewer",
    "Reader"
  ],
  "entries": [
    "..."
  ],
  "inherit": true
}
```

New Response:

```
HTTP/1.1 200 OK
Content-Type: application/json

{
  "available_roles": [
    {
      "id": "Contributor",
      "title": "Can add"
    },
    {
      "id": "Editor",
      "title": "Can edit"
    },
    {
      "id": "Reader",
      "title": "Can view"
    },
    {
      "id": "Reviewer",
      "title": "Can review"
    }
  ],
  "entries": [
    "..."
  ],
  "inherit": true
}
```

## Custom Content Deserializers

If you have implemented custom content deserializers, you have to handle the new `create` keyword in the `__call__` method, which determines if deserialization is performed during object creation or while updating an

object.

Deserializers should only fire an `IObjectModifiedEvent` event if an object has been updated. They should not fire it, when a new object has been created.

See [Dexterity content deserializer](#) for an example.

### 1.38.3 Upgrading to plone.restapi 2.x

plone.restapi 2.0.0 converts all datetime, `DateTime` and time to UTC before serializing. The translations endpoint becomes “expandable”, which introduces the following breaking changes.

#### Translations

When using the `@translations` endpoint in plone.restapi 1.x, the endpoint returned a `language` key with the content object’s language and a `translations` key with all its translations.

Now, as the endpoint is expandable we want the endpoint to behave like the other expandable endpoints. As top level information we only include the name of the endpoint on the `@id` attribute and the actual translations of the content object in an attribute called `items`.

This means that now the JSON response to a GET request to the `Translations` endpoint does not include anymore the language of the actual content item and the translations in an attribute called `items` instead of `translations`.

Old response:

```
HTTP/1.1 200 OK
Content-Type: application/json

{
  "@id": "http://localhost:55001/plone/en/test-document",
  "language": "en",
  "translations": [
    {
      "@id": "http://localhost:55001/plone/es/test-document",
      "language": "es"
    }
  ]
}
```

New response:

```
HTTP/1.1 200 OK
Content-Type: application/json

{
  "@id": "http://localhost:55001/plone/en/test-document/@translations",
  "items": [
    {
      "@id": "http://localhost:55001/plone/es/test-document",
      "language": "es"
    }
  ]
}
```

### 1.38.4 Upgrading to plone.restapi 1.0b1

In plone.restapi 1.0b1 the `'url'` attribute on the *Navigation* and *Breadcrumbs* endpoint was renamed to `'@id'` to be consistent with other links/URLs used in plone.restapi.

The JSON response to a GET request to the *Breadcrumbs* endpoint changed from using the `'url'` attribute for `'items'`:

```
HTTP/1.1 200 OK
Content-Type: application/json

{
  "@id": "http://localhost:55001/plone/front-page/@breadcrumbs",
  "items": [
    {
      "title": "Welcome to Plone",
      "url": "http://localhost:55001/plone/front-page"
    }
  ]
}
```

to using the `'@id'` for the URL of `'items'`:

```
HTTP/1.1 200 OK
Content-Type: application/json

{
  "@id": "http://localhost:55001/plone/front-page/@breadcrumbs",
  "items": [
    {
      "@id": "http://localhost:55001/plone/front-page",
      "title": "Welcome to Plone"
    }
  ]
}
```

The JSON response to a GET request to the *Navigation* endpoint changed from using the `'url'` attribute for `'items'`:

```
HTTP/1.1 200 OK
Content-Type: application/json

{
  "@id": "http://localhost:55001/plone/front-page/@navigation",
  "items": [
    {
      "title": "Home",
      "url": "http://localhost:55001/plone",
    },
    {
      "title": "Welcome to Plone",
      "url": "http://localhost:55001/plone/front-page"
    }
  ]
}
```

to using the `'@id'` for the URL of `'items'`:

```
HTTP/1.1 200 OK
Content-Type: application/json
```

(continues on next page)

(continued from previous page)

```
{
  "@id": "http://localhost:55001/plone/front-page/@navigation",
  "items": [
    {
      "@id": "http://localhost:55001/plone",
      "title": "Home"
    },
    {
      "@id": "http://localhost:55001/plone/front-page",
      "title": "Welcome to Plone"
    }
  ]
}
```

The expansion mechanism is also affected by this change when *Navigation* or *Breadcrumbs* endpoints are expanded.

From using 'url' in the breadcrumb 'items':

```
{
  "@components": {
    "breadcrumbs": {
      "@id": "http://localhost:55001/plone/front-page/@breadcrumbs",
      "items": [
        {
          "title": "Welcome to Plone",
          "url": "http://localhost:55001/plone/front-page"
        }
      ]
    },
    "navigation": {
      "@id": "http://localhost:55001/plone/front-page/@navigation",
      "items": [
        {
          "title": "Home",
          "url": "http://localhost:55001/plone",
        },
        {
          "title": "Welcome to Plone",
          "url": "http://localhost:55001/plone/front-page"
        }
      ]
    }
  },
  ...
}
```

to using '@id' in the breadcrumb 'items':

```
{
  "@components": {
    "breadcrumbs": {
      "@id": "http://localhost:55001/plone/front-page/@breadcrumbs",
      "items": [
        {
          "@id": "http://localhost:55001/plone/front-page",
          "title": "Welcome to Plone"
        }
      ]
    }
  }
}
```

(continues on next page)



(continued from previous page)

```

    ]
  },
  "navigation": {
    "@id": "http://localhost:55001/plone/front-page/@navigation",
    "items": [
      {
        "@id": "http://localhost:55001/plone",
        "title": "Home"
      },
      {
        "@id": "http://localhost:55001/plone/front-page",
        "title": "Welcome to Plone"
      }
    ]
  }
  ...
}

```

**Changelog:**

```
- Rename 'url' attribute on navigation / breadcrumb to '@id'. [timo]
```

**Pull Request:**

- <https://github.com/plone/plone.restapi/pull/459>

**1.38.5 Upgrading to plone.restapi 1.0a25**

plone.restapi 1.0a25 introduced three breaking changes:

- Remove @components navigation and breadcrumbs. Use top level @navigation and @breadcrumb endpoints instead. [timo]
- Remove “sharing” attributes from GET response. [timo,jaroel]
- Convert richtext using .output\_relative\_to. Direct conversion from RichText if no longer supported as we *always* need a context for the ITransformer. [jaroel]

**Remove @components endpoint**

plone.restapi 1.0a25 removed the @components endpoint which used to provide a *Navigation* and a *Breadcrumbs* endpoint.

Instead of using “@components/navigation”:

```
http://localhost:8080/Plone/@components/navigation
```

Use just “@navigation”:

```
http://localhost:8080/Plone/@navigation
```

Instead of using “@components/breadcrumbs”:

```
http://localhost:8080/Plone/@components/breadcrumbs
```

Use just “@breadcrumbs”:

```
http://localhost:8080/Plone/@breadcrumbs
```

Changelog:

```
- Remove @components navigation and breadcrumbs. Use top level @navigation and @breadcrumbs endpoints instead. [timo]
```

Pull Request:

- <https://github.com/plone/plone.restapi/pull/425>

### Remove “sharing” attributes

The “sharing” attribute was removed from all content GET responses:

```
"sharing": {
  "@id": "http://localhost:55001/plone/collection/@sharing",
  "title": "Sharing"
},
```

Use the *Sharing* endpoint that can be expanded instead.

Changelog:

```
- Remove "sharing" attributes from GET response. [timo, jaroel]
```

Pull Request:

- <https://github.com/plone/plone.restapi/commit/1b5e9e3a74df22e53b674849e27fa4b39b792b8c>

### Convert richtext using .output\_relative\_to

Using “.output\_relative\_to” in the

Changelog:

```
- Convert richtext using .output_relative_to. Direct conversion from RichText if no longer supported as we *always* need a context for the ITransformer. [jaroel]
```

Pull Request:

<https://github.com/plone/plone.restapi/pull/428>

## 1.38.6 Upgrading to plone.restapi 1.0a17

plone.restapi 1.0a17 changed the serialization of the rich-text “text” field for content objects from using ‘raw’ (a unicode string with the original input markup):

```
"text": {
  "content-type": "text/plain",
  "data": "Lorem ipsum",
  "encoding": "utf-8"
},
```

to using ‘output’ (a unicode object representing the transformed output):

```
"text": {
  "content-type": "text/plain",
  "data": "<p>Lorem ipsum</p>",
  "encoding": "utf-8"
},
```

**Changelog:**

```
- Change RichText field value to use 'output' instead of 'raw' to fix inline paths.
↪ This fixes #302. [erral]
```

**Pull Request:**

<https://github.com/plone/plone.restapi/pull/346>

## 1.39 Contributing to plone.restapi

### 1.39.1 Generating documentation examples

This documentation includes examples of requests and responses (http, curl, httpie and python-requests). These examples are generated by the documentation tests in `test_documentation.py`. To generate a new example, add a new test case to `test_documentation.py` - for example `test_documentation_search_fullobjects`, and run the test:

```
./bin/test -t test_documentation_search_fullobjects
```

This generates the request and the response files in `tests/http-examples/`.

Include them in the documentation like this:

```
.. http:example::: curl httpie python-requests
   :request: ../../src/plone/restapi/tests/http-examples/search_fullobjects.req
.. literalinclude::: ../../src/plone/restapi/tests/http-examples/search_fullobjects.
↪ resp
   :language: http
```

Build the sphinx docs locally to test the rendering by running `./bin/sphinxbuilder`.

Make sure you add and commit the generated files in `http-examples`.

**build passing**



## CHAPTER 2

---

### Introduction

---

plone.restapi is a RESTful hypermedia API for Plone.



## CHAPTER 3

---

### Documentation

---

<http://plonerestapi.readthedocs.org>





## CHAPTER 4

---

### Getting started

---

A live demo of Plone 5 with the latest plone.restapi release is available at:

<http://plonedemo.kitconcept.com>

Example GET request on the portal root:

```
$ curl -i https://plonedemo.kitconcept.com -H "Accept: application/json"
```

Example POST request to create a new document:

```
$ curl -i -X POST https://plonedemo.kitconcept.com -H "Accept: application/json" -H  
↪ "Content-Type: application/json" --data-raw '{"@type": "Document", "title": "My_  
↪ Document"}' --user admin:admin
```

---

**Note:** You will need some kind of API browser application to explore the API. We recommend using [Postman](#).

---



Install `plone.restapi` by adding it to your buildout:

```
[buildout]
...
eggs =
    plone.restapi
```

and then running `bin/buildout`



## CHAPTER 6

---

### Contribute

---

- Issue Tracker: <https://github.com/plone/plone.restapi/issues>
- Source Code: <https://github.com/plone/plone.restapi>
- Documentation: <https://plonerestapi.readthedocs.io/en/latest>



## CHAPTER 7

---

### Examples

---

plone.restapi is used in production since the first alpha release. It can be seen in action at the following sites:

- Zeelandia GmbH & Co. KG: <https://www.zeelandia.de> (by kitconcept GmbH)
- VHS-Ehrenamtsportal: <https://vhs-ehrenamtsportal.de> (by kitconcept GmbH)
- German Physical Society: <https://www.dpg-physik.de> (by kitconcept GmbH)
- Universitat Politècnica de Catalunya: <https://www.upc.edu> (by kitconcept GmbH)





If you are having issues, please let us know via the issue tracker.

If you required professional support, here is a list of Plone solution providers that contributed significantly to plone.restapi in the past:

- kitconcept GmbH (Germany) <https://kitconcept.com>
- 4teamwork (Switzerland) <https://www.4teamwork.ch>
- CodeSyntax (Spain) <https://www.codesyntax.com/en>



The project is licensed under the GPLv2.

## 9.1 Appendix, Indices and tables

### 9.1.1 HTTP Status Codes

This is the list of status codes that are used in plone.restapi. Here is a [full list of all HTTP status codes](#).

- 200 OK** Standard response for successful HTTP requests. The actual response will depend on the request method used. In a GET request, the response will contain an entity corresponding to the requested resource. In a POST request, the response will contain an entity describing or containing the result of the action.
- 201 Created** The request has been fulfilled and resulted in a new resource being created.
- 204 No Content** The server successfully processed the request, but is not returning any content. Usually used as a response to a successful delete request.
- 2xx Success** This class of status codes indicates the action requested by the client was received, understood, accepted and processed successfully.
- 400 Bad Request** The server cannot or will not process the request due to something that is perceived to be a client error (e.g., malformed request syntax, invalid request message framing, or deceptive request routing)
- 401 Unauthorized** Similar to 403 Forbidden, but specifically for use when authentication is required and has failed or has not yet been provided. The response must include a WWW-Authenticate header field containing a challenge applicable to the requested resource.
- 403 Forbidden** The request was a valid request, but the server is refusing to respond to it. Unlike a 401 Unauthorized response, authenticating will make no difference.
- 404 Not Found** The requested resource could not be found but may be available again in the future. Subsequent requests by the client are permissible.
- 405 Method Not Allowed** A request method is not supported for the requested resource; for example, a GET request on a form which requires data to be presented via POST, or a PUT request on a read-only resource.

**409 Conflict** Indicates that the request could not be processed because of conflict in the request, such as an edit conflict in the case of multiple updates.

**4xx Client Error** The 4xx class of status code is intended for cases in which the client seems to have erred.

**500 Internal Server Error** The server failed to fulfill an apparently valid request.

**5xx Server Error** The server failed to fulfill an apparently valid request.

## 9.1.2 Glossary

**Accept Header** Part of the *Request* that is responsible to define the expected type of data to be accepted by the client in the *Response*.

**Authentication Method** Access restriction provided by the connection chain to the server exposed to the client.

**Authorization Header** Part of the *Request* that is responsible for the authentication related to the right user or service to ask for a *Response*.

**Basic Auth** A simple *Authentication Method* referenced in the *Authorization Header* that needs to be provided by the server.

**HTTP-Header**

**HTTP Header**

**Header** The part of the communication of the client with the server that provides the initialisation of the communication of a *Request*.

**HTTP-Request**

**HTTP Request**

**Request**

**Requests** The initial action performed by a web client to communicate with a server. The *Request* is usually followed by a *Response* by the server, either synchronous or asynchronous (which is more complex to handle on the user side)

**HTTP-Response**

**HTTP Response**

**Response** Answer of or action by the server that is executed or send to the client after the *Request* is processed.

**HTTP-Verb**

**HTTP Verb**

**Verb** One of the basic actions that can be requested to be executed by the server (on an object) based on the *Request*.

**Object URL** The target object of the *Request*

**REST** REST stands for *Representational State Transfer*. It is a software architectural principle to create loosely coupled web APIs.

**workflow** A concept in Plone (and other CMS's) whereby a content object can be in a number of states (private, public, etcetera) and uses transitions to change between them (e.g. "publish", "approve", "reject", "retract"). See the [Plone docs on Workflow](#)

- [genindex](#)

## Symbols

200 OK, [231](#)  
201 Created, [231](#)  
204 No Content, [231](#)  
2xx Success, [231](#)  
400 Bad Request, [231](#)  
401 Unauthorized, [231](#)  
403 Forbidden, [231](#)  
404 Not Found, [231](#)  
405 Method Not Allowed, [231](#)  
409 Conflict, [232](#)  
4xx Client Error, [232](#)  
500 Internal Server Error, [232](#)  
5xx Server Error, [232](#)

## A

Accept Header, [232](#)  
Authentication Method, [232](#)  
Authorization Header, [232](#)

## B

Basic Auth, [232](#)

## H

Header, [232](#)  
HTTP Header, [232](#)  
HTTP Request, [232](#)  
HTTP Response, [232](#)  
HTTP Verb, [232](#)  
HTTP-Header, [232](#)  
HTTP-Request, [232](#)  
HTTP-Response, [232](#)  
HTTP-Verb, [232](#)

## O

Object URL, [232](#)

## R

Request, [232](#)

Requests, [232](#)  
Response, [232](#)  
REST, [232](#)

## V

Verb, [232](#)

## W

workflow, [232](#)